



**PHENIX**  
2021-2022







**PHENIX<sup>®</sup>**





**CLAW HAMMER**  
WOOD HANDLE



ITEM NO.	SIZE	QTY/CTN
01001103	8OZ	48
01001104	16OZ	36

**CLAW HAMMER**  
TPR HANDLE



ITEM NO.	SIZE	QTY/CTN
01001203	8OZ	48
01001204	16OZ	36

**STONING HAMMER**  
TPR HANDLE



ITEM NO.	SIZE	QTY/CTN
01001513	1KG	24
01001515	1.5KG	12
01001516	2KG	12
01001517	3KG	6
01001519	4KG	6

**SLEDGE HAMMER**  
TPR HANDLE



ITEM NO.	SIZE	QTY/CTN
01001716	4LB	12
01001717	6LB	6
01001718	8LB	6
01001719	10LB	6
01001721	14LB	4
01001723	18LB	4

**BALL PEIN HAMMER**  
TPR HANDLE



ITEM NO.	SIZE	QTY/CTN
01001802	8OZ	72
01001804	16OZ	36
01001806	32OZ	24
01001808	48OZ	12

**RUBBER HAMMER**  
WOOD HANDLE



ITEM NO.	SIZE	QTY/CTN
01001901	8OZ	60
01001902	16OZ	36

**MACHINIST HAMMER**  
TPR HANDLE



ITEM NO.	SIZE	QTY/CTN
01001405	500g	48
01001408	1000g	24
01001410	2000g	12
01001411	3000g	12
01001413	5000g	4

**AXE HEAD**



ITEM NO.	SIZE	QTY/CTN
01003101	600g	36

**AXE TPR HANDLE**



ITEM NO.	SIZE	QTY/CTN
01003201	600g	24

**COMBINATION PLIER**

Industrial



ITEM NO.	SIZE	QTY/CTN
01002101	7"	60
01002102	8"	60
01002103	9"	60

**LONG NOSE PLIER**

Industrial



ITEM NO.	SIZE	QTY/CTN
01002201	6"	60
01002203	8"	60

**DIAGONAL PLIER**

Industrial



ITEM NO.	SIZE	QTY/CTN
01002301	6"	60
01002302	8"	60



### LOCKING PLIER



ITEM NO.	SIZE	QTY/CTN
01002401	7"	60
01002402	10"	48

### LOCKING PLIER TPR HANDLE



ITEM NO.	SIZE	QTY/CTN
01002403	7"	60
01002404	10"	48

### ADJUSTABLE WRENCH



ITEM NO.	SIZE	QTY/CTN
01004101	8"	72
01004102	10"	60
01004103	12"	36
01004104	15"	24

### ADJUSTABLE WRENCH TPR HANDLE

can be used as pipe wrench



ITEM NO.	SIZE	QTY/CTN
01004105	8"	72
01004106	10"	60
01004107	12"	36
01004108	15"	24

### RATCHET WRENCH

72 teeth



ITEM NO.	SIZE	QTY/CTN
01012017	3/8"	24
01012018	1/4"	12

### 9PCS RATCHET COMBINATION SPANNER

50BV30 mirror polish



ITEM NO.	SIZE	QTY/CTN
01018027	8MM,10MM, 11MM,12MM, 13MM,14MM, 15MM,17MM, 19MM	20

### 8PCS COMBINATION SPANNER


50BV30 mirror polish



ITEM NO.	SIZE	QTY/CTN
01013050	8MM,10MM,12MM,13MM, 14MM,15MM,17MM,19MM	100

### 10PCS COMBINATION SPANNER

50BV30 mirror polish



ITEM NO.	SIZE	QTY/CTN
01013037	8MM,10MM,12MM,13MM, 14MM,15MM,17MM,19MM, 22MM,24MM	20

### COMBINATION SPANNER

50BV30 mirror polish



ITEM NO.	SIZE	QTY/CTN	ITEM NO.	SIZE	QTY/CTN
01013001	6MM	300	01013015	20MM	60
01013002	7MM	300	01013016	21MM	60
01013003	8MM	300	01013017	22MM	60
01013004	9MM	300	01013018	23MM	60
01013005	10MM	300	01013019	24MM	60
01013006	11MM	300	01013020	25MM	30
01013007	12MM	250	01013021	26MM	30
01013008	13MM	250	01013022	27MM	30
01013009	14MM	250	01013023	28MM	30
01013010	15MM	150	01013024	29MM	30
01013011	16MM	100	01013025	30MM	30
01013012	17MM	100	01013026	32MM	30
01013013	18MM	100	01013027	34MM	30
01013014	19MM	100	01013028	36MM	30

### RATCHET SPANNER

50BV30 mirror polish



ITEM NO.	SIZE	QTY/CTN	ITEM NO.	SIZE	QTY/CTN
01018003	8MM	240	01018012	17MM	120
01018004	9MM	240	01018013	18MM	120
01018005	10MM	240	01018014	19MM	100
01018006	11MM	240	01018015	20MM	90
01018007	12MM	200	01018016	21MM	90
01018008	13MM	200	01018017	22MM	80
01018009	14MM	150	01018018	23MM	50
01018010	15MM	150	01018019	24MM	50
01018011	16MM	120			

### AMECIRAN TYPE PIPE WRENCH



ITEM NO.	SIZE	QTY/CTN
01021001	8"	60
01021002	10"	48
01021003	12"	36
01021004	14"	24
01021005	18"	16
01021006	24"	12
01021007	36"	6
01021008	48"	4

### PIPE WRENCH



ITEM NO.	SIZE	QTY/CTN
01022001	8"	60
01022002	10"	48
01022003	12"	36
01022004	14"	24
01022005	18"	16
01022006	24"	12
01022007	36"	6
01022008	48"	4



### BOLT CUTTER



ITEM NO.	SIZE	QTY/CTN
01023001	12"	20
01023002	14"	20
01023003	18"	10
01023004	24"	10
01023005	30"	7
01023006	36"	5
01023007	42"	4

### SCREWDRIVER

6150BV



ITEM NO.	SIZE	QTY/CTN	ITEM NO.	SIZE	QTY/CTN
01025001	3X75MM+	360	01025016	5X150MM-	240
01025002	3X75MM-	360	01025017	6X100MM+	180
01025003	3X100MM+	360	01025018	6X100MM-	180
01025004	3X100MM-	360	01025019	6X125MM+	180
01025005	3X125MM+	360	01025020	6X125MM-	180
01025006	3X125MM-	360	01025021	6X150MM+	180
01025007	3X150MM+	360	01025022	6X150MM-	180
01025008	3X150MM-	360	01025023	6X200MM+	120
01025009	3X200MM+	360	01025024	6X200MM-	120
01025010	3X200MM-	360	01025025	6X300MM+	120
01025011	5X75MM+	240	01025026	6X300MM-	120
01025012	5X75MM-	240	01025027	8X200MM+	120
01025013	5X100MM+	240	01025028	8X200MM-	120
01025014	5X100MM-	240	01025029	8X250MM	120
01025015	5X150MM+	240	01025030	8X250MM	120

### BLIND RIVET GUN

A3 steel



ITEM NO.	SIZE	QTY/CTN
01026001	10.5"	36

### BLIND RIVET GUN

A3 steel



ITEM NO.	SIZE	QTY/CTN
01026002	10.5"	24

### PIPE CUTTER

SK-5 blade



ITEM NO.	SIZE	QTY/CTN
01027001	42MM	36

### GREASE GUN

Aluminium steel



ITEM NO.	SIZE	QTY/CTN
01028001	450CC	12
01028002	500CC	12

### STEEL CHISEL



ITEM NO.	SIZE	QTY/CTN
01029001	22X16X250 POINT	36
01029002	22X16X250 FLAT	36
01029003	24X18X300 POINT	36
01029004	24X18X300 FLAT	36

### WOOD CHISEL



ITEM NO.	SIZE	QTY/CTN
01030001	8mm	60
01030002	10mm	60
01030003	12mm	60
01030004	14mm	60
01030005	16mm	60
01030006	19mm	60
01030007	22mm	60
01030008	25mm	60

### SCREW DRILL



ITEM NO.	SIZE	QTY/CTN
01032001	PH2+SL6, 65MM	100

### SCREW DRILL



ITEM NO.	SIZE	QTY/CTN
01032002	PH2, 50MM	100

### 9PCS HEX KEY FLAT BALL



ITEM NO.	SIZE	QTY/CTN
01033010	LONG 1.5,2,2.5,3,4,5,6,8,10	12
01033016	EXTRA LONG 1.5,2,2.5,3,4,5,6,8,10	12

### 9PCS HEX KEY ROUND BALL



ITEM NO.	SIZE	QTY/CTN
01033011	LONG 1.5,2,2.5,3,4,5,6,8,10	12
01033017	EXTRA LONG 1.5,2,2.5,3,4,5,6,8,10	12





 PHENIX®





ITEM NO.	SIZE	QTY/CTN
01033012 LONG	T9,T10,T15,T20,T25, T27,T30,T40,T45,T50	12
01033018 EXTRA LONG	T9,T10,T15,T20,T25, T27,T30,T40,T45,T50	12



ITEM NO.	SIZE	QTY/CTN
01034001	109#	40



ITEM NO.	SIZE	QTY/CTN
01034002	201#	36



ITEM NO.	SIZE	QTY/CTN
01034003	101#	24




ITEM NO.	SIZE	QTY/CTN
01035001	3mx16mm	120
01035002	5mx19mm	100
01035003	5mx25mm	72
01035004	7.5mx25mm	60
01035005	10mx25mm	48



ITEM NO.	SIZE	QTY/CTN
01035006	3mx16mm	120
01035007	5mx19mm	100
01035008	5mx25mm	72
01035009	7.5mx25mm	60
01035010	10mx25mm	48



ITEM NO.	SIZE	QTY/CTN
01038001	40cm	40
01038002	60cm	40
01038003	80cm	30
01038004	100cm	30
01038005	120cm	20



ITEM NO.	SIZE	QTY/CTN
01038007	40cm	40
01038008	60cm	40
01038009	80cm	30
01038010	100cm	30



ITEM NO.	SIZE	QTY/CTN
01038013	60cm	30



ITEM NO.	SIZE	QTY/CTN
01038014	9"	200



ITEM NO.	SIZE	QTY/CTN
01039001	300mm	48



ITEM NO.	SIZE	QTY/CTN
01039002	300mm	36



**PLASTIC TOOL BOX**



ITEM NO.	SIZE	QTY/CTN
01040001	31.5X18X13CM	20
01040002	39X22X19CM	9
01040003	44X26X23CM	6
01040004	53X31X29CM	4
01040008		4

**PLASTIC TOOL BOX**



ITEM NO.	SIZE	QTY/CTN
01040005	38X18.5X18CM	8
01040006	40X20X19CM	6
01040007	45X24X20CM	6
01040009		6

**PLASTIC TOOL BOX**



ITEM NO.	SIZE	QTY/CTN
01040010	43X20X18.8CM	9
01040011	49X26X22CM	4

**PLASTIC TOOL BOX**



ITEM NO.	SIZE	QTY/CTN
01040012	50X25X25CM	6

**PLASTIC TOOL BOX**



ITEM NO.	SIZE	QTY/CTN
01040013	45X25X25CM	6
01040014	51X28X27.5CM	4

**PLASTIC TOOL BOX**

Aluminium alloy lock



ITEM NO.	SIZE	QTY/CTN
01040015	35X20X16.5CM	12
01040016	42X23X20CM	9
01040017	47X23X22CM	6


**PLASTIC TOOL BOX**

Aluminium alloy lock



ITEM NO.	SIZE	QTY/CTN
01040018	40X18X18CM	8
01040019	47.5X24X22CM	6
01040020	58.5X31X27CM	4


**UTILITY KNIFE**



ITEM NO.	SIZE	QTY/CTN
01041001	3 BLADES	144

**UTILITY KNIFE**

Aluminium body



ITEM NO.	SIZE	QTY/CTN
01041007	3 BLADES	144

**KNIFE BLADE**



ITEM NO.	SIZE	QTY/CTN
01041005	18x100mm	300

**TROWEL**



ITEM NO.	SIZE	QTY/CTN
01053001	5"X11"	60

**SCRPAER**



ITEM NO.	SIZE	QTY/CTN
01054001	2"	240
01054002	2.5"	240
01054003	3"	240
01054004	4"	240
01054005	5"	240
01054006	6"	240



## BRICKLAYING TROWEL



ITEM NO.	SIZE	QTY/CTN
01055001	8"	120
01055002	9"	120
01055003	10"	120

## WIRE STRIPPER



ITEM NO.	SIZE	QTY/CTN
0105600	180mm	40

## 1/2" SOCKET



ITEM NO.	SIZE	QTY/CTN
01045033	8MM	480
01045034	9MM	480
01045035	10MM	480
01045036	11MM	480
01045037	12MM	480
01045038	13MM	480
01045039	14MM	480
01045040	15MM	480
01045041	16MM	400
01045042	17MM	400
01045043	18MM	300
01045044	19MM	300
01045045	20MM	280
01045046	21MM	240
01045047	22MM	240
01045048	23MM	220
01045049	24MM	220
01045051	27MM	160
01045052	30MM	120
01045053	32MM	120

## SHOVEL



ITEM NO.	SIZE	QTY/CTN
02018001	5502-8MAP	6

## SHOVEL



ITEM NO.	SIZE	QTY/CTN
02018002	5582-2MAP	6

## WELDING MASK



ITEM NO.	SIZE	QTY/CTN
01043001	ADJUSTABLE	20

## WELDING MASK



ITEM NO.	SIZE	QTY/CTN
01043005	ADJUSTABLE	20

## WELDING MASK



ITEM NO.	SIZE	QTY/CTN
01043006	ADJUSTABLE	20

## WELDING MASK




ITEM NO.	SIZE	QTY/CTN
01043002	UNADJUSTABLE	20







ITEM NO.	SIZE	QTY/CTN
01043007	ADJUSTABLE	20




ITEM NO.	SIZE	QTY/CTN
01043008	ADJUSTABLE	20



ITEM NO.	SIZE	QTY/CTN
01043009	ADJUSTABLE	20



ITEM NO.	SIZE	QTY/CTN
01043010	ADJUSTABLE	20



ITEM NO.	SIZE	QTY/CTN
01043011	ADJUSTABLE	20



ITEM NO.	SIZE	QTY/CTN
01043012	ADJUSTABLE	20



ITEM NO.	SIZE	QTY/CTN
01043013	ADJUSTABLE	20



ITEM NO.	SIZE	QTY/CTN
01043003	UNADJUSTABLE	30



ITEM NO.	SIZE	QTY/CTN
01043004	UNADJUSTABLE	30





**MULTI-PURPOSE ALUMINIUM LADDER  
+WORK SHELF+SCAFFOLD PLATFORM**



ITEM NO.	SIZE	QTY/CTN
01044102	4X2	1
01044103	4X3	1
01044104	4X4	1
01044105	4X5	1

**MULTI-PURPOSE ALUMINIUM LADDER  
+WORK SHELF**



ITEM NO.	SIZE	QTY/CTN
01044098	4X2	1
01044099	4X3	1
01044100	4X4	1
01044101	4X5	1

**D-TYPE HOUSEHOLD LADDER**



ITEM NO.	SIZE	QTY/CTN
01044106	3	1
01044107	4	1
01044108	5	1
01044109	6	1

**MULTI-PURPOSE ALUMINIUM LADDER  
(BIG HINGES)**



ITEM NO.	SIZE	QTY/CTN
01044001	4x2	1
01044002	4x3	1
01044003	4x4	1
01044004	4x5	1
01044005	4x6	1

**MULTI-PURPOSE ALUMINIUM LADDER  
(SMALL HINGES)**



ITEM NO.	SIZE	QTY/CTN
01044006	4x2	1
01044007	4x3	1
01044008	4x4	1
01044009	4x5	1
01044010	4x6	1

**MULTI-PURPOSE DOUBLE SIDE  
ALUMINIUM LADDER**



ITEM NO.	SIZE	QTY/CTN
01044011	2X5	1
01044012	2X6	1
01044013	2x7	1
01044014	2x8	1
01044015	2x9	1
01044016	2x10	1



### SINGLE STRAIGHT ALUMINUM LADDER



ITEM NO.	SIZE	QTY/CTN	ITEM NO.	SIZE	QTY/CTN
01044017	6	1	01044022	11	1
01044018	7	1	01044023	12	1
01044019	8	1	01044024	13	1
01044020	9	1	01044025	14	1
01044021	10	1			

### TWO SECTION ALUMINUM EXTENSION LADDER



ITEM NO.	SIZE	QTY/CTN	ITEM NO.	SIZE	QTY/CTN
01044026	2X6	1	01044031	2X11	1
01044027	2X7	1	01044032	2X12	1
01044028	2X8	1	01044033	2X13	1
01044029	2X9	1	01044034	2X14	1
01044030	2X10	1			

### THREE SECTION ALUMINUM EXTENSION LADDER



ITEM NO.	SIZE	QTY/CTN	ITEM NO.	SIZE	QTY/CTN
01044035	3X6	1	01044040	3X11	1
01044036	3X7	1	01044041	3X12	1
01044037	3X8	1	01044042	3X13	1
01044038	3X9	1	01044043	3X14	1
01044039	3X10	1			

### SINGLE STRAIGHT TELESCOPIC LADDER



ITEM NO.	SIZE	QTY/CTN	ITEM NO.	SIZE	QTY/CTN
01044044	7	1	01044050	15	1
01044045	9	1	01044051	13	1
01044046	10	1	01044052	14	1
01044047	11	1	01044053	15	1
01044048	13	1	01044054	16	1
01044049	14	1			

### DUAL TELESCOPIC LADDER WITH HINGE



ITEM NO.	SIZE	QTY/CTN
01044055	2X5	1
01044056	2X6	1
01044057	2X7	1
01044058	2X8	1
01044059	2X9	1

### EQUILATERAL TELESCOPIC LADDER



ITEM NO.	SIZE	QTY/CTN
01044060	7+7	1
01044061	9+9	1
01044062	10+10	1
01044063	11+11	1
01044064	13+13	1

### MULTI-PURPOSE LITTLE GIANT LADDER



ITEM NO.	SIZE	QTY/CTN
01044065	4x3	1
01044066	4x4	1
01044067	4x5	1
01044068	4x6	1

### NORMAL HOUSEHOLD LADDER



ITEM NO.	SIZE	QTY/CTN	ITEM NO.	SIZE	QTY/CTN
01044069	3	1	01044073	7	1
01044070	4	1	01044074	8	1
01044071	5	1	01044075	9	1
01044072	6	1			

### FOLDING STEP LADDER



ITEM NO.	SIZE	QTY/CTN	ITEM NO.	SIZE	QTY/CTN
01044076	2	1	01044079	5	1
01044077	3	1	01044080	6	1
01044078	4	1	01044081	7	1

### IRON LADDER



ITEM NO.	SIZE	QTY/CTN	ITEM NO.	SIZE	QTY/CTN
01044082	2	1	01044086	6	1
01044083	3	1	01044087	7	1
01044084	4	1	01044088	8	1
01044085	5	1			

### GLASS STEEL LADDER



ITEM NO.	SIZE	QTY/CTN	ITEM NO.	SIZE	QTY/CTN
01044089	2x8	1	01044093	2x16	1
01044090	2x10	1	01044094	2x18	1
01044091	2x12	1	01044095	2x20	1
01044092	2x14	1			

### INEQUILATERAL TELESCOPIC LADDER



ITEM NO.	SIZE	QTY/CTN
01044096	7+9	1
01044110	8+10	1
01044111	9+11	1
01044112	11+13	1





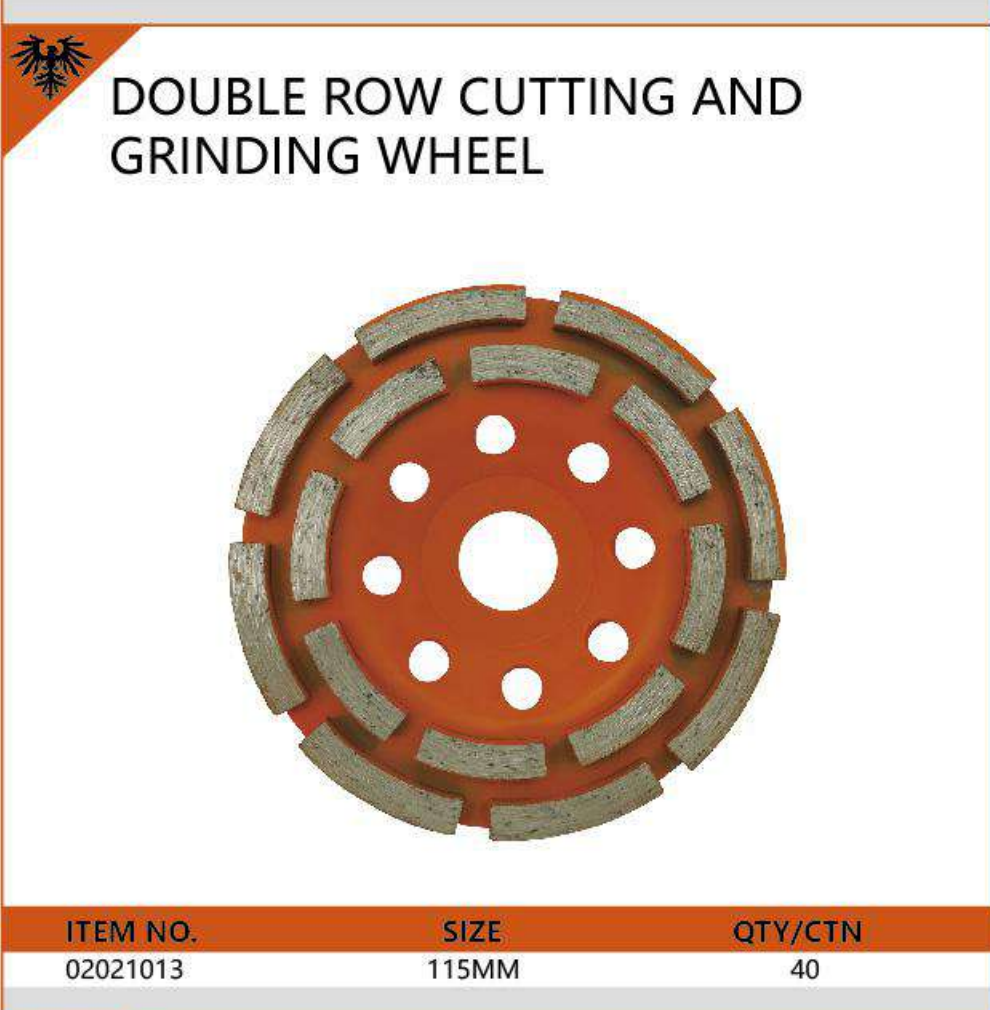
PIHENIX®







ITEM NO.	SIZE	QTY/CTN
02021001	115X2.0X22.23MM	100
02021002	180x2.2x22.23MM	50



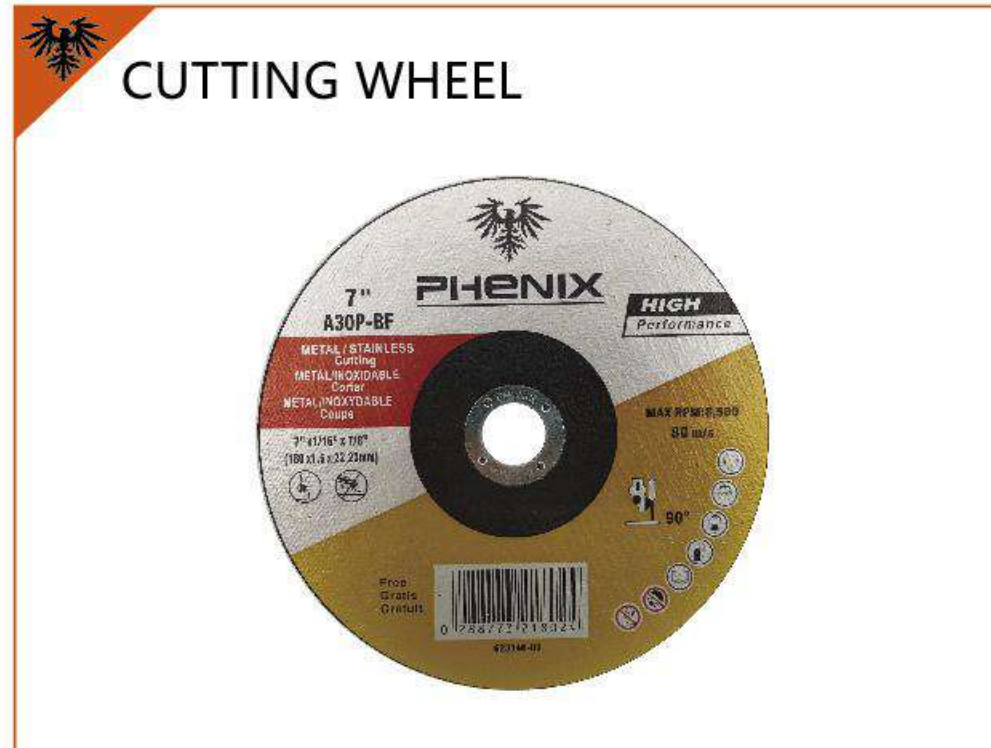
ITEM NO.	SIZE	QTY/CTN
02021013	115MM	40



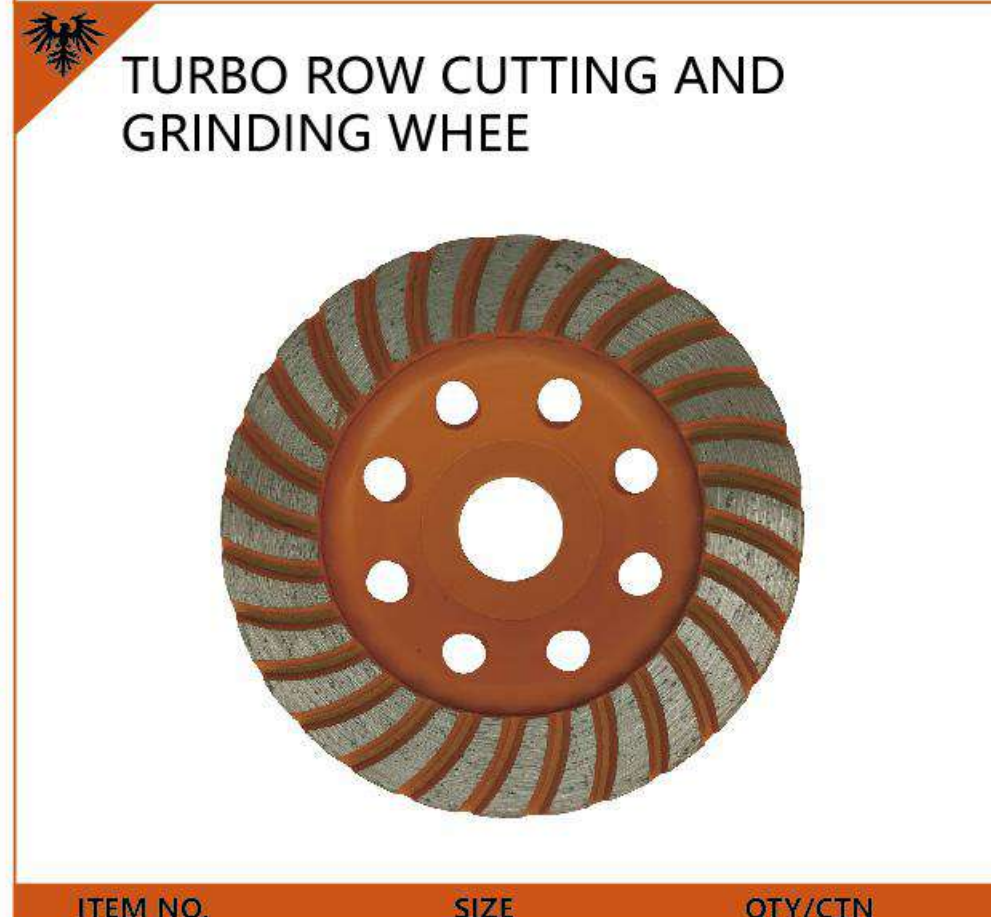
ITEM NO.	SIZE	QTY/CTN
02021018	115x7x22.23mm	100
02021019	180x7x22.23mm	50



ITEM NO.	SIZE	QTY/CTN
02023001	85L	1



ITEM NO.	SIZE	QTY/CTN
02019001	100x1x16MM	800
02019002	100x4x16MM	400
02019003	100x6x16MM	200
02019004	115X1.0X22.2MM	600
02019008	115x3x22.23MM	400
02019009	115x6x22.23MM	100
02019022	180X1.6X22.2MM	200
02019029	14*X3X25.4MM	25
02019023	180x2.0x22.23MM	100
02019024	180x6x22.23MM	50
02019026	230x3x22.23MM	100
02019027	230x6x22.23MM	50
02019029	14*X3X25.4MM	25



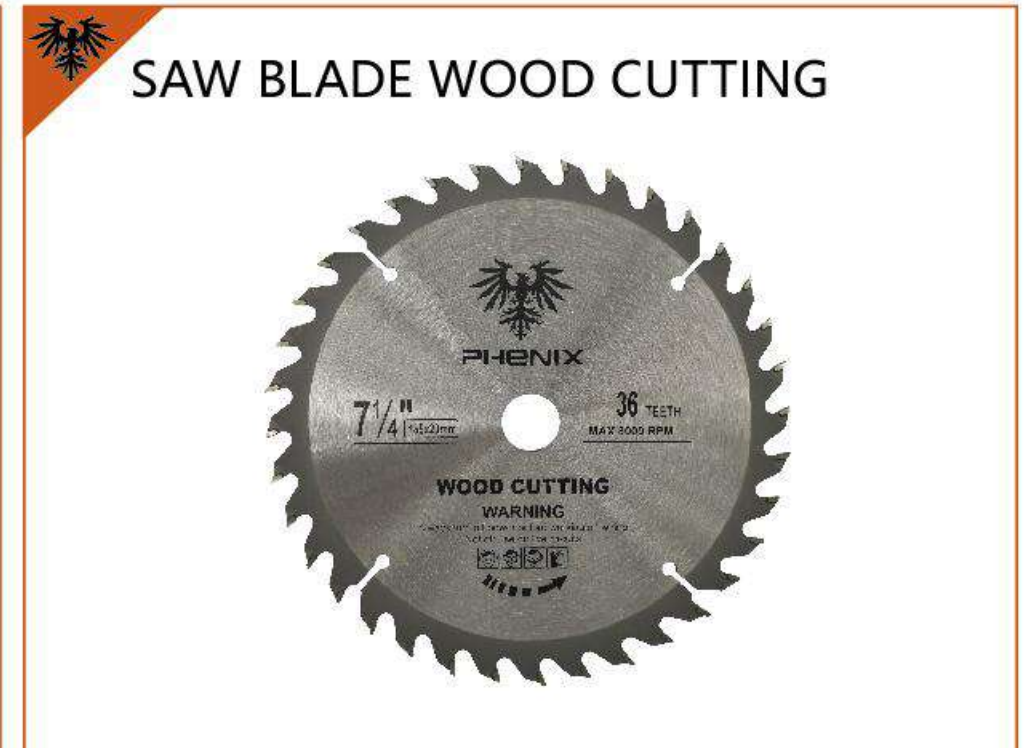
ITEM NO.	SIZE	QTY/CTN
02021014	115mm	40



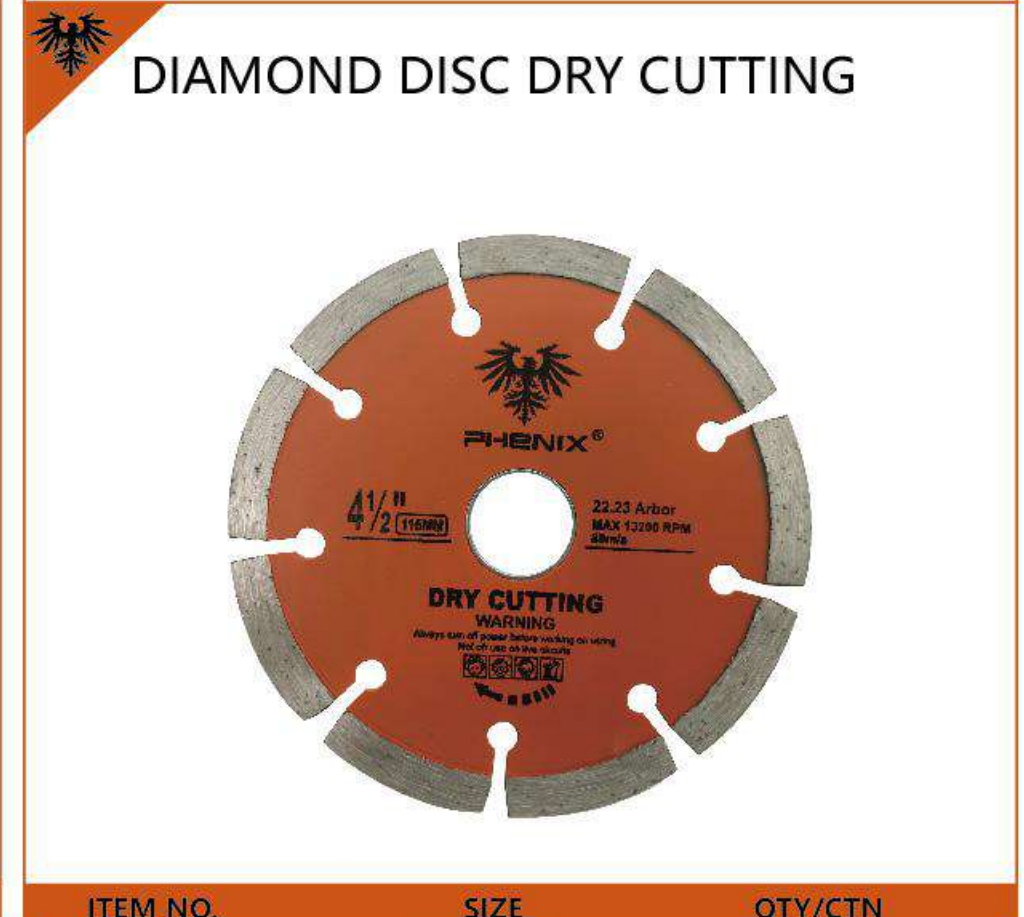
ITEM NO.	SIZE	QTY/CTN
02022001	5X16	120



ITEM NO.	SIZE	QTY/CTN
02023002	75L	1



ITEM NO.	SIZE	QTY/CTN
02021003	4 1/2*X24TX20MM	200
02021004	4 1/2*X36TX20MM	200
02021015	4 1/4*X40TX20MM	200
02021005	7 1/4*X36TX20MM	50
02021006	7 1/4*X40TX20MM	50
02021007	10*X36TX30MM	25
02021008	10*X40TX30MM	25
02021009	10*X60TX30MM	25
02021010	12*X36TX30MM	25
02021011	12*X40TX30MM	25
02021012	12*X60TX30MM	25
02021020	10*X100TX25.4	25



ITEM NO.	SIZE	QTY/CTN
02021016	115x7x22.23mm	100
02021017	180x7x22.23mm	50




ITEM NO.	SIZE	QTY/CTN
02022002	4X15x4	120



ITEM NO.	SIZE	QTY/CTN
02024001	4.0-8	5





ITEM NO.	SIZE	QTY/CTN
02024012	4.0-8	5



ITEM NO.	SIZE	QTY/CTN
02024002	4.0-8	5



ITEM NO.	SIZE	QTY/CTN
02024013	4.0-8	5



ITEM NO.	SIZE	QTY/CTN
02024003	4.0-8	5



ITEM NO.	SIZE	QTY/CTN
02024004	4.0-8	5



ITEM NO.	SIZE	QTY/CTN
02024005	4.0-8	5



ITEM NO.	SIZE	QTY/CTN
02024006	10"x3.5"	10



ITEM NO.	SIZE	QTY/CTN
02024007	8"x2.5"	10



ITEM NO.	SIZE	QTY/CTN
02024008	6"x2"	10



ITEM NO.	SIZE	QTY/CTN
02024009	10"x3.5"	10



ITEM NO.	SIZE	QTY/CTN
02024010	8"x2.5"	5



ITEM NO.	SIZE	QTY/CTN
02024011	6"x2"	5



**HYDRAULIC FLOOR JACK**



ITEM NO.	SIZE	QTY/CTN
02029001	2TON	1

**HYDRAULIC FLOOR JACK**



ITEM NO.	SIZE	QTY/CTN
02029002	3TON	1

**LIFT JACK**



ITEM NO.	SIZE	QTY/CTN	ITEM NO.	SIZE	QTY/CTN
02029003	2TON	10	02029011	16TON	4
02029004	3TON	10	02029012	20TON	2
02029006	5TON	10	02029013	30TON	1
02029008	8TON	5	02029014	50TON	1
02029009	10TON	5			







### MASONRY DRILL

YG8C STEEL

ITEM NO.	SIZE	QTY/CTN
02040001	5MM	1000
02040002	6MM	1000
02040003	8MM	500
02040004	10MM	350
02040005	12MM	350

### HIGH SPEED TWSIT DRILL BLACK

TG HSS-64542 STEEL

ITEM NO.	SIZE	QTY/CTN	ITEM NO.	SIZE	QTY/CTN
02041001	1/16"	4000	02041011	5/16"	400
02041002	3/64"	4000	02041012	3/8"	200
02041003	3/32"	4000	02041013	7/16"	200
02041004	5/32"	4000	02041014	1/2"	200
02041005	1/8"	4000	02041015	9/16"	100
02041006	5/64"	4000	02041016	5/8"	100
02041007	7/64"	4000	02041017	11/16"	100
02041008	3/16"	1000	02041018	13/16"	50
02041009	9/32"	600	02041019	3/4"	100
02041010	1/4"	800			

### HIGH SPEED TWSIT DRILL TITANIUM-PLATED

TG HSS-64542 STEEL

ITEM NO.	SIZE	QTY/CTN	ITEM NO.	SIZE	QTY/CTN
02042001	1/16"	4000	02042011	5/16"	400
02042002	3/64"	4000	02042012	3/8"	200
02042003	3/32"	4000	02042013	7/16"	200
02042004	5/32"	4000	02042014	1/2"	200
02042005	1/8"	4000	02042015	9/16"	100
02042006	5/64"	4000	02042016	5/8"	100
02042007	7/64"	4000	02042017	11/16"	100
02042008	3/16"	1000	02042018	13/16"	50
02042009	9/32"	600	02042019	3/4"	100
02042010	1/4"	800			

### 45# HAMMER DRILLS

YG8C STEEL

ITEM NO.	SIZE	QTY/CTN
02043001	10X160	300
02043002	10X210	300
02043003	12X160	300
02043004	12X210	250

### 45# HAMMER DRILLS

SDS PLUS YG8C STEEL

ITEM NO.	SIZE	QTY/CTN
02043005	14X250	100

### CHISEL FLAT HEAD

ITEM NO.	SIZE	QTY/CTN
02067001	30X400X40MM	20

### CHISEL POINT HEAD

ITEM NO.	SIZE	QTY/CTN
02067002	30X400MM	20

### LINK CHAIN

ITEM NO.	SIZE	QTY/CTN
02044001	1/8"	25
02044002	5/32"	25
02044003	3/16"	25
02044004	1/4"	25
02044005	5/16"	25
02044006	3/8"	25
02044007	1/2"	25

### CASTER WHEEL

PP

ITEM NO.	SIZE	QTY/CTN	ITEM NO.	SIZE	QTY/CTN
02047001	1" fix	1000	02047009	2" swivel	160
02047002	1" swivel	850	02047010	2" single brake	150
02047003	1.25" fix	900	02047011	2.5" fix	60
02047004	1.25" swivel	700	02047012	2.5" swivel	60
02047005	1.5" fix	400	02047013	2.5" single brake	60
02047006	1.5" swivel	350	02047014	3" fix	50
02047007	1.5" single brake	250	02047015	3" swivel	50
02047008	2" fix	180	02047016	3" single brake	50

### CASTER WHEEL

PVC/PU

ITEM NO.	SIZE	QTY/CTN
02048001	2" fix	100
02048002	2" swivel	100
02048003	2" double brake	80

### CASTER WHEEL

PVC/PU

ITEM NO.	SIZE	QTY/CTN
02048004	3" fix	48
02048005	3" swivel	48
02048006	3" double brake	36
02048007	4" fix	27
02048008	4" swivel	27
02048009	4" double brake	24
02048010	5" fix	24
02048011	5" swivel	24
02048012	5" double brake	20

### CASTER WHEEL NYLON

ITEM NO.	SIZE	QTY/CTN
02050001	2" fix	180
02050002	2" swivel	160
02050003	2.5" fix	60
02050004	2.5" swivel	60





### CASTER WHEEL NYLON

ITEM NO.	SIZE	QTY/CTN
02050005	3" fix	48
02050006	3" swivel	48
02050007	3" double brake	36
02050008	4" fix	27
02050009	4" swivel	27
02050010	4" double brake	24



### CASTER WHEEL

PU

ITEM NO.	SIZE	QTY/CTN
02051001	3" fix	48
02051002	3" swivel	48
02051003	3" double brake	36
02051004	4" fix	27
02051005	4" swivel	27
02051006	4" double brake	24
02051007	5" fix	24
02051008	5" swivel	24
02051009	5" double brake	20



### CASTER WHEEL TPR

TPR

ITEM NO.	SIZE	QTY/CTN
02052001	1" fix	1000
02052002	1" swivel	850
02052003	1.5" fix	400
02052004	1.5" swivel	350
02052005	2" fix	180
02052006	2" swivel	160



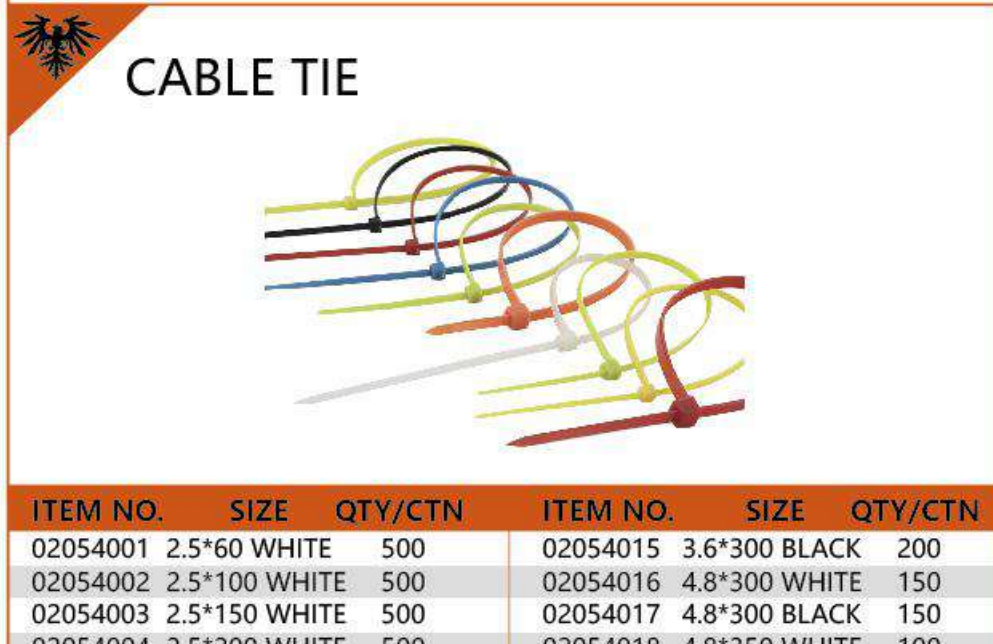
### CASTER WHEEL TPR

ITEM NO.	SIZE	QTY/CTN
02052007	3" fix	48
02052008	3" swivel	48
02052009	3" double brake	36
02052010	4" fix	27
02052011	4" swivel	27
02052012	4" double brake	24
02052013	5" fix	24
02052014	5" swivel	24
02052015	5" double brake	20




### FLAT CAR

ITEM NO.	SIZE	QTY/CTN
02053001	600*900MM	2
02053002	500*700MM	2



### CABLE TIE

ITEM NO.	SIZE	QTY/CTN	ITEM NO.	SIZE	QTY/CTN
02054001	2.5*60 WHITE	500	02054015	3.6*300 BLACK	200
02054002	2.5*100 WHITE	500	02054016	4.8*300 WHITE	150
02054003	2.5*150 WHITE	500	02054017	4.8*300 BLACK	150
02054004	2.5*200 WHITE	500	02054018	4.8*350 WHITE	100
02054005	3.6*100 WHITE	500	02054019	4.8*350 BLACK	100
02054006	3.6*150 WHITE	300	02054020	4.8*400 WHITE	50
02054007	3.6*150 BLACK	300	02054021	4.8*400 BLACK	50
02054008	3.6*180 WHITE	200	02054022	4.8*500 WHITE	50
02054009	3.6*180 BLACK	200	02054023	4.8*500 BLACK	50
02054010	3.6*200 WHITE	200	02054024	9*500 WHITE	35
02054011	3.6*200 BLACK	200	02054025	9*500 BLACK	35
02054012	3.6*250 WHITE	250	02054026	9*600 WHITE	25
02054013	3.6*250 BLACK	250	02054027	9*600 BLACK	25
02054014	3.6*300 WHITE	200			



### TILE SPACER

ITEM NO.	SIZE	QTY/CTN
02055001	1mm	1000
02055002	2mm	1000
02055003	3mm	1000
02055004	4mm	500



### PLASTIC ANCHOR

ITEM NO.	SIZE	QTY/CTN
02056001	5mm	100
02056002	6mm	100
02056003	8mm	100
02056004	10mm	100
02056005	12mm	100



### WELDING ELECTRODE

ITEM NO.	SIZE	QTY/CTN
02068001	3.2MM X 350MM	-



### WELDING ELECTRODE

ITEM NO.	SIZE	QTY/CTN
02068002	3.2MM X 350MM	-



### POWER PAINT SPRAYER

ITEM NO.	SIZE	QTY/CTN
02059001	ES-20	4



### PAINT SPRAY GUN

ITEM NO.	SIZE	QTY/CTN
02059002	K-3A	30





### AIR GRAVITY SPRAY GUN



ITEM NO.	SIZE	QTY/CTN
02059003	S-990G1	20

### LOW PRESSURE SPRAY GUN



ITEM NO.	SIZE	QTY/CTN
02059004	472-1	20

### AIR BLOW GUN DG-10-1



ITEM NO.	SIZE	QTY/CTN
02059005	DG-10-1	100

### AIR WASHING GUN DO-9



ITEM NO.	SIZE	QTY/CTN
02059006	DO-9	20

### MAGNETIC WELDING HOLDER




ITEM NO.	SIZE	QTY/CTN
02060001	3"-25LB	72
02060002	4"-50LB	42
02060003	5"-75LB	24

### ONE BAR SUCTION



ITEM NO.	SIZE	QTY/CTN
02061001	118MM	40

### TWO BAR SUCTION



ITEM NO.	SIZE	QTY/CTN
02061002	118MM	20

### FLAP DISC



ITEM NO.	SIZE	QTY/CTN
02062001	115MM 40#	200
02062002	115MM 60#	200
02062003	115MM 80#	200
02062004	115MM 100#	200
02062005	180MM 40#	50
02062006	180MM 60#	50
02062007	180MM 80#	50
02062008	180MM 100#	50

### TWIST KNOT CUP BRUSH



ITEM NO.	SIZE	QTY/CTN
02063001	3**5/8-11	200
02063002	4**5/8-11	200
02063003	5**5/8-11	200

### CRIMPED CIRCULAR WHEEL BRUSH



ITEM NO.	SIZE	QTY/CTN
02063004	50MM*6.35	200
02063005	75MM*6.35	80

### AMERICAN TYPE TIN SNIP



ITEM NO.	SIZE	QTY/CTN
02057001	8"	60
02057002	10"	48
02057003	12"	36

### AVIATION SNIP



ITEM NO.	SIZE	QTY/CTN
02058001	10"	60





**PVC COATED HEXAGONAL WIRE MESH**




ITEM NO.	SIZE	QTY/CTN
02030064	0.5/0.7MMX1/2"X1X30M	1
02030065	0.5/0.7MMX5/8"X1X30M	1
02030066	0.5/0.7MMX1/2"X1.5X30M	1
02030067	0.5/0.7MMX3/4"X1.5X30M	1

**HOT DIPPED GALVANIZED WELDED WIRE MESH**




ITEM NO.	SIZE	QTY/CTN	ITEM NO.	SIZE	QTY/CTN
02030001	1.88MMX2"X1"X1X30M	1	02030007	0.98MMX1/2"X1/2"X1X30M	1
02030002	1.88MMX2"X1"X1.2X30M	1	02030008	1.23MMX1"X1/2"X1X30M	1
02030003	1.88MMX2"X1"X1.5X20M	1	02030037	1.9MMX1"X1"X0.48X30M	1
02030004	1.68MMX2"X1"X0.76X30M	1	02030038	1.9MMX2"X1"X0.76X30M	1
02030005	1.68MMX1"X1"X0.48X30M	1	02030039	1.25MMX1/2"X1/2"X1X30M	1
02030006	1.88MMX2"X1/2"X1X30M	1			

**HOT DIPPED GALVANIZED HEXAGONAL WIRE MESH**



ITEM NO.	SIZE	QTY/CTN
02030009	0.68MMX3/4"X1X25M	1
02030010	0.68MMX3/4"X1X30M	1
02030029	0.68MMX3/4"X1.5X30M	1
02030040	0.68MMX5/8"X1X30M	1
02030041	0.68MMX5/8"X1.5X30M	1
02030068	0.7(0.68)X1/2"X1MX30M	
02030069	0.7(0.68)X1/2"X1.5MX30M	


**REDRAWING GALVANIZED SQUARE WIRE MESH**



ITEM NO.	SIZE	QTY/CTN
02030011	0.44MMX1/8"X0.9X30M	1



### FIBERGLASS WINDOW SCREENING




ITEM NO.	SIZE	QTY/CTN
02030012	110G/M2X18X16X1X25M	5
02030013	110G/M2X18X16X1.2X25M	5
02030014	110G/M2X18X16X1.5X25M	5

### ALUMINUM WINDOW SCREEN



ITEM NO.	SIZE	QTY/CTN
02030015	0.24MMX18X16X1.2X30M	100
02030042	0.24MMX18X16X1X30M	

### PVC COATED WELDED WIRE MESH



ITEM NO.	SIZE	QTY/CTN
02030016	1.0MMX1/2"X1/2"X1X30M	1
02030017	1.25MMX3/4"X3/4"X1X30M	1
02030018	1.25MMX1/2"X1"X1X30M	1
02030019	1.45MMX2"X1"X1X30M	1
02030020	1.45MMX2"X1"X1.5X20M	1
02030021	1.45MMX2"X1/2"X1X30M	1
02030030	1.25MMX1"X1"X1X30M	1
02030043	1.25MMX1/2"X1/2"X1X30M	1
02030044	1.45X1"X1"X1X30M	1
02030045	1.45MMX2"X1"X1.5X30M	1

### REDRAWING HEXAGONAL WIRE NETTING




ITEM NO.	SIZE	QTY/CTN
02030022	0.5MMX3/4"X1X30M	1
02030023	0.5MMX3/4"X1.5X30M	1

### ELECTRO GALVANIZED WELDED WIRE MESH



ITEM NO.	SIZE	QTY/CTN
02030024	1.25MMX2"X1"X1X30M	1
02030025	0.8MMX1/2"X1/2"X1X30M	1
02030026	1.0MMX1"X1/2"X1X30M	1
02030027	1.25MMX2"X1/2"X1X30M	1
02030028	1.25MMX1"X1"X1X30M	1
02030036	1.45MMX2"X1/2"X1X30M	1
02030046	1.45MMX1"X1"X1X30M	1
02030047	1.45MMX1"X2"X1X30M	1
02030048	1.45MMX2"X1/2"X0.76X30M	1
02030049	1.45MMX1"X1"X0.76X30M	1
02030050	1.45MMX1"X2"X0.76X30M	1
02030051	1.25MMX1/2"X1/2"X1X30M	1
02030052	1.25MMX1"X1/2"X1X30M	1

### HOT DIPPED GALVANIZED LINK FENCE



ITEM NO.	SIZE	QTY/CTN
02030053	2.7MMX5CMX1.5MX10M	1
02030054	2.7MMX5CMX2MX20M	1
02030055	3.3MMX5CMX2.5MX10M	1
02030056	3.3MMX5CMX3MX10M	1





**PHENIX<sup>®</sup>**

**HARDWARE ACCESSORIES**





### DRAWER LOCK

Brass cylinder and 2 iron keys



ITEM NO.	SIZE	QTY/CTN
02069001	138-22 22MM	240
02069002	138-32 32MM	240
02069003	338-32 32MM	240

### DRAWER LOCK

Brass cylinder and 2 iron keys



ITEM NO.	SIZE	QTY/CTN
02069004	103-16 16MM	240
02069005	103-20 20MM	240

### DRAWER LOCK

Brass cylinder and 2 iron keys



ITEM NO.	SIZE	QTY/CTN
02069006	105-22 22MM	240

### DRAWER LOCK


Brass cylinder and 2 iron keys



ITEM NO.	SIZE	QTY/CTN
02069007	HL500 22MM	300

### LAMINATED PADLOCK

Brass cylinder and 2 steel keys



ITEM NO.	SIZE	QTY/CTN
02069008	TL640 40MM	96
02069009	TL650 50MM	48

### RECTANGLE TYPE IRON PADLOCK

4 steel vane keys



ITEM NO.	SIZE	QTY/CTN
02069010	BX770 70MM	48
02069011	BX780 80MM	24
02069012	BX790 90MM	24

### PLASTIC(ABS)COVERED WATERPROOF IRON PADLOCK

Brass cylinder and 3 steel keys



ITEM NO.	SIZE	QTY/CTN
02069013	SK364 42MM	96
02069014	SK365 54MM	48
02069015	SK366 68MM	24

### HEAVY DUTY POLISHED IRON PADLOCK

Brass Cylinder And 2 Steel Keys



ITEM NO.	SIZE	QTY/CTN
02069016	L363 32MM	180
02069017	L364 38MM	120
02069018	L365 50MM	60

### STAINLESS STEEL DISC PADLOCK

Brass cylinder and 2 brass keys



ITEM NO.	SIZE	QTY/CTN
02069019	TL970 70MM	72

### SANDY BRASS PADLOCK

Brass cylinder and 3 brass keys



ITEM NO.	SIZE	QTY/CTN
02069020	2625S 25MM	360
02069021	2630S 30MM	180
02069022	2640S 40MM	120
02069023	2650S 50MM	60
02069024	2660S 60MM	36

### HEAVY DUTY SIDE-OPEN BRASS PADLOCK

Brass cylinder and 3 brass keys




ITEM NO.	SIZE	QTY/CTN
02069025	101 20MM	600

### DEAD BOLT



ITEM NO.	SIZE	QTY/CTN
02069026	D101-SS	40
02069027	D101-AB	40
02069028	D101-AC	40





ITEM NO.	SIZE	QTY/CTN
02069029	3301-AB	24



ITEM NO.	SIZE	QTY/CTN
02069030	3501-SS	24



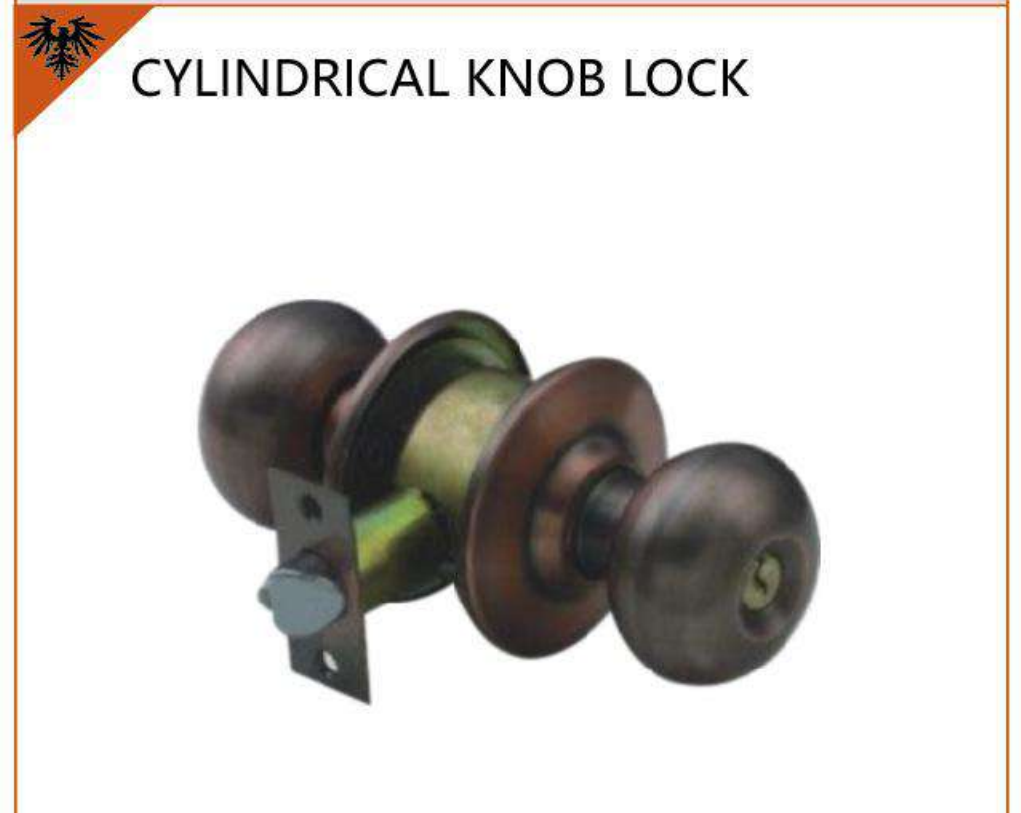
ITEM NO.	SIZE	QTY/CTN
02069031	3601-AB	24




ITEM NO.	SIZE	QTY/CTN
02069032	3601-AC	24



ITEM NO.	SIZE	QTY/CTN
02069033	3601-PB	24



ITEM NO.	SIZE	QTY/CTN
02069034	5791-AC	24



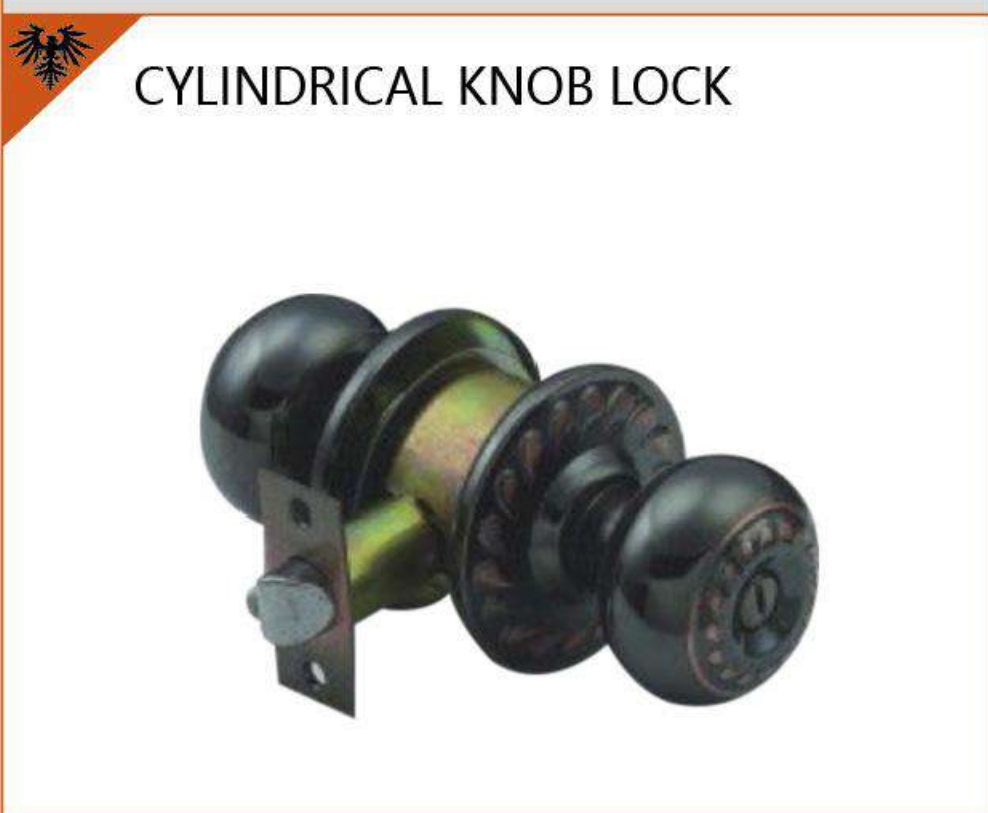
ITEM NO.	SIZE	QTY/CTN
02069035	5791-PN	24




ITEM NO.	SIZE	QTY/CTN
02069036	5796-AC	24



ITEM NO.	SIZE	QTY/CTN
02069037	5797-AB	24



ITEM NO.	SIZE	QTY/CTN
02069038	5797-BN-AC	24



ITEM NO.	SIZE	QTY/CTN
02069039	5798-AB	24



ITEM NO.	SIZE	QTY/CTN
02069040	SP5731-SS/SP	24



**CYLINDRICAL KNOB LOCK**



ITEM NO.	SIZE	QTY/CTN
02069041	SP5831-SS-H	24

**CYLINDRICAL KNOB LOCK**



ITEM NO.	SIZE	QTY/CTN
02069042	SP5795-SS	24

**CYLINDRICAL KNOB LOCK**



ITEM NO.	SIZE	QTY/CTN
02069043	SP5795-BS	24

**CYLINDRICAL KNOB LOCK**



ITEM NO.	SIZE	QTY/CTN
02069044	SP688-A	24

**CYLINDRICAL KNOB LOCK**



ITEM NO.	SIZE	QTY/CTN
02069045	SP5588-C	24

**CYLINDRICAL KNOB LOCK**



ITEM NO.	SIZE	QTY/CTN
02069046	SP5588-AB	24

**CYLINDRICAL KNOB LOCK**



ITEM NO.	SIZE	QTY/CTN
02069047	SP5588-AC	24


**CYLINDRICAL KNOB LOCK**




ITEM NO.	SIZE	QTY/CTN
02070001	30x20x40 LOCK BEAM DIA.4.4MM	96
02070002	40x24x51 LOCK BEAM DIA.6.3MM	72
02070003	50x27x59 LOCK BEAM DIA.7.7MM	72
02070004	60x29x70 LOCK BEAM DIA.9.7MM	72
02070005	70x32x80 LOCK BEAM DIA.11.7MM	48
02070006	80x33x90 LOCK BEAM DIA.11.7MM	48














ITEM NO.	SIZE	QTY/CTN
02071001	H60*W38 $\phi$ 12	100




ITEM NO.	SIZE	QTY/CTN
02071002	H66*W40 $\square$ 16	80




ITEM NO.	SIZE	QTY/CTN
02071003	H120*W38 $\phi$ 16	60




ITEM NO.	SIZE	QTY/CTN
02071004	H145*W45 $\square$ 16	32




ITEM NO.	SIZE	QTY/CTN
02071005	H45*W38 $\square$ 12	120



ITEM NO.	SIZE	QTY/CTN
02071006	H47*W40 $\square$ 15	100




ITEM NO.	SIZE	QTY/CTN
02071007	H65*W35 $\phi$ 16	100




ITEM NO.	SIZE	QTY/CTN
02071008	H43*W40 $\phi$ 16	120




ITEM NO.	SIZE	QTY/CTN
02071009	H190*W105	50




ITEM NO.	SIZE	QTY/CTN
02071010	$\phi$ 65	250




ITEM NO.	SIZE	QTY/CTN
02071011	$\phi$ 87	100




ITEM NO.	SIZE	QTY/CTN
02071012	$\phi$ 82	100




ITEM NO.	SIZE	QTY/CTN
02071013	H143*W70 $\bullet$ 15	80
02071014	H130*W60 $\bullet$ 12	150
02071015	H115*W55 $\bullet$ 12	150



ITEM NO.	SIZE	QTY/CTN
02071016	H120*W55 $\bullet$ 15	100
02071017	H100*W45 $\bullet$ 12	200




ITEM NO.	SIZE	QTY/CTN
02071018	$\blacksquare$ 12*H130*W60	100




ITEM NO.	SIZE	QTY/CTN
02071019	95*50 $\square$ 40	50






FENCE DECORATION FITTING

ITEM NO.	SIZE	QTY/CTN
02071020	50*35	150



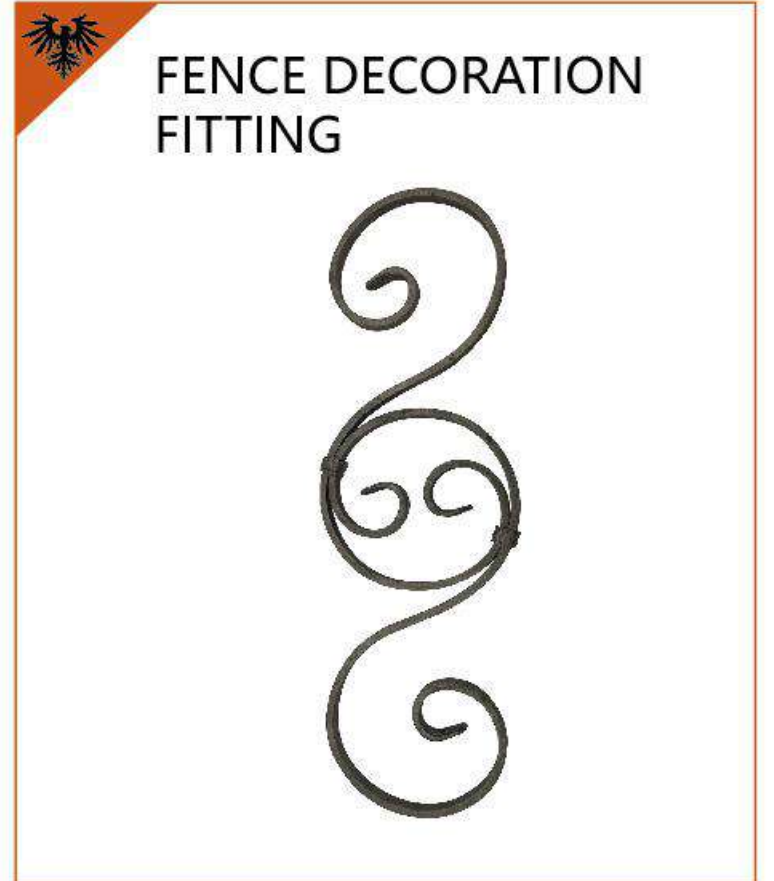
FENCE DECORATION FITTING

ITEM NO.	SIZE	QTY/CTN
02071021	H65*W62	510
02071022	H57*W52	510




FENCE DECORATION FITTING

ITEM NO.	SIZE	QTY/CTN
02071023	H245*W245	500




FENCE DECORATION FITTING

ITEM NO.	SIZE	QTY/CTN
02071024	470*160 12*6	1




FENCE DECORATION FITTING

ITEM NO.	SIZE	QTY/CTN
02071025	900*70 12	1



FENCE DECORATION FITTING

ITEM NO.	SIZE	QTY/CTN
02071026	1000	1




FENCE DECORATION FITTING

ITEM NO.	SIZE	QTY/CTN
02071027	900 12	1




FENCE DECORATION FITTING

ITEM NO.	SIZE	QTY/CTN
02071028	H900*W60 14	1
02071029	H900*W60 12	1




FENCE DECORATION FITTING

ITEM NO.	SIZE	QTY/CTN
02071030	H900*W170 12 / 12*6	1




FENCE DECORATION FITTING

ITEM NO.	SIZE	QTY/CTN
02071031	H900*W180 12 / 12*6	1



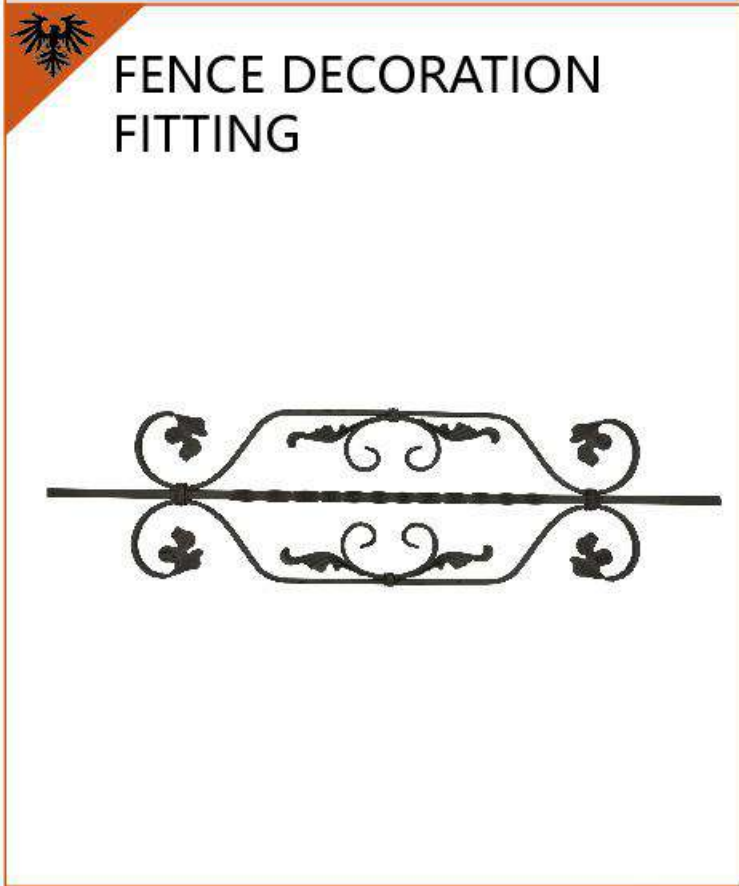
FENCE DECORATION FITTING

ITEM NO.	SIZE	QTY/CTN
02071032	H900*W150 12 / 12*6	1




FENCE DECORATION FITTING

ITEM NO.	SIZE	QTY/CTN
02071033	H900*W250 12 12*6	1




FENCE DECORATION FITTING

ITEM NO.	SIZE	QTY/CTN
02071034	H900*W230 12 12*6	1



FENCE DECORATION FITTING

ITEM NO.	SIZE	QTY/CTN
02071035	H800*W210 12	1



FENCE DECORATION FITTING


ITEM NO.	SIZE	QTY/CTN
02071036	H900*W235 12 / 12*6	1




FENCE DECORATION FITTING

ITEM NO.	SIZE	QTY/CTN
02071037	H900*W280 12 12*6	1

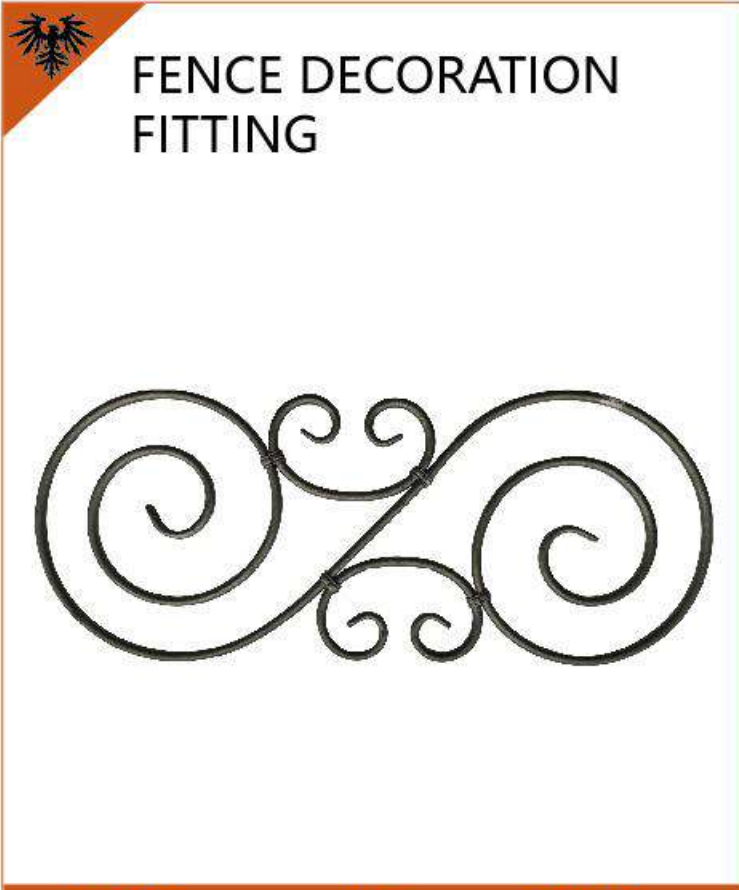





ITEM NO.	SIZE	QTY/CTN
02071038	H900*W160/■12	1



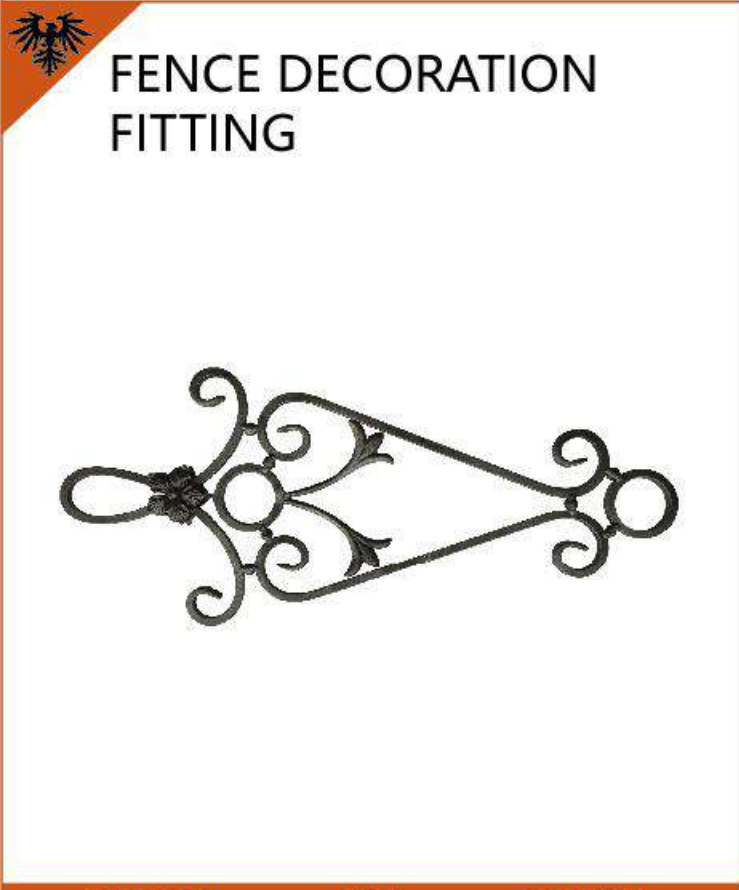
ITEM NO.	SIZE	QTY/CTN
02071039	H520*W430/■12	1




ITEM NO.	SIZE	QTY/CTN
02071040	H820*W330/●12	1




ITEM NO.	SIZE	QTY/CTN
02071041	H760*W380/■12	1




ITEM NO.	SIZE	QTY/CTN
02071042	H900*W380/■12	1



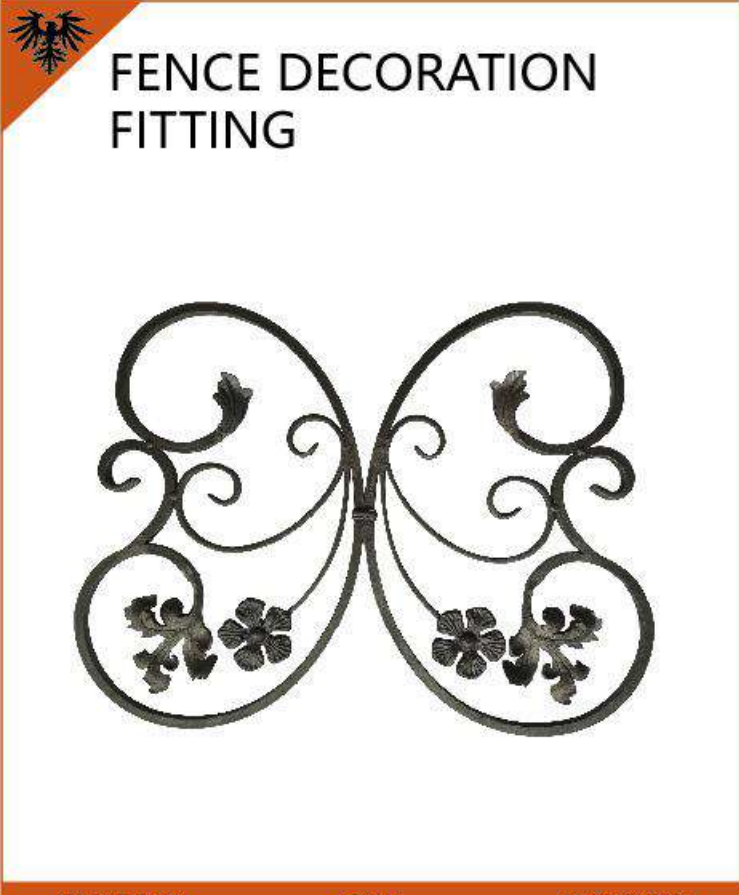
ITEM NO.	SIZE	QTY/CTN
02071043	H250*W250/■8	1




ITEM NO.	SIZE	QTY/CTN
02071044	H590*W590/■12	1



ITEM NO.	SIZE	QTY/CTN
02071045	H660*W660/■12	1



ITEM NO.	SIZE	QTY/CTN
02071046	H510*W690/■12 12*6	1



ITEM NO.	SIZE	QTY/CTN
02071047	H1000*W500/■10	1











### COMMON NAIL




ITEM NO.	SIZE	QTY/CTN
02003007	1 1/2 X14G	25
02003008	2 X12G	25
02003009	2 1/2 X10G	25
02003010	3 X 9G	25
02003012	4 X 6G	25

### CONCRETE NAIL



ITEM NO.	SIZE	QTY/CTN
02007001	#9X25 M/M	25
02007002	#9X38 M/M	25
02007003	#9X50 M/M	25
02007004	#8X65 M/M	25
02007005	#7X75 M/M	25
02007006	#7X90 M/M	25
02007007	#7X100 M/M	25

### CONCRETE NAIL



ITEM NO.	SIZE	QTY/CTN
02012001	#9X25 M/M	25
02012002	#9X38 M/M	25
02012003	#9X50 M/M	25
02012004	#8X65 M/M	25
02012005	#7X75 M/M	25
02012006	#7X90 M/M	25
02012007	#7X100 M/M	25

### BLACK CONCRETE NAIL



ITEM NO.	SIZE	QTY/CTN
02012008	20MM	25
02012009	30MM	25
02012010	40MM	25
02012011	50MM	25
02012012	60MM	25
02012013	80MM	25
02012014	100MM	25
02012015	120MM	25

### CLOUT NAIL



ITEM NO.	SIZE	QTY/CTN
02009001	3/4"X12G	25
02009002	1"X12G	25
02009003	1.5"X12G	25
02009004	2"X12G	25

### U NAIL



ITEM NO.	SIZE	QTY/CTN
02010001	3/4"X12G	25
02010002	1"X12G	25
02010003	1.5"X12G	25
02010004	2"X12G	25

### SHOE TACK



ITEM NO.	SIZE	QTY/CTN
02017001	1/2"	25
02017002	3/4"	25
02017003	5/8"	25
02017004	1"	25

### ROOFING NAILS



ITEM NO.	SIZE	QTY/CTN	ITEM NO.	SIZE	QTY/CTN
02005001	1 1/2"x13G smooth	25	02005006	2.5" x10G smooth	25
02005002	1 3/4"x13G smooth	25	02005007	2"x10G twisted	25
02005003	2"x12G smooth	25	02005008	2.5"x9G smooth	25
02005005	2.5" x11G smooth	25			

### ROOFING NAILS



ITEM NO.	SIZE	QTY/CTN
02005015	2.5"X9G SMOOTH	20

### BLIND RIVET



ITEM NO.	SIZE	QTY/CTN	ITEM NO.	SIZE	QTY/CTN
02038001	5/32"X1/2"	10000	02038007	3/16"X3/4"	5000
02038002	5/32"X5/8"	10000	02038008	3/16"X1"	5000
02038003	5/32"X3/4"	8000	02038009	1/4"X1/2"	4000
02038004	5/32"X1"	8000	02038010	1/4"X5/8"	4000
02038005	3/16"X1/2"	5000	02038011	1/4"X3/4"	3000
02038006	3/16"X5/8"	5000	02038012	1/4"X1"	3000

### TWIST NAIL



ITEM NO.	SIZE	QTY/CTN
02008001	3X9G	20

### SELF DRILLING SCREW



ITEM NO.	SIZE	QTY/CTN	ITEM NO.	SIZE	QTY/CTN
02014001	#12X3/4	4000	02014006	#10X3/4	4000
02014002	#12X1	3000	02014007	#10X1	4000
02014003	#12X1 1/2	3000	02014008	#10X1 1/2	3000
02014004	#12X2	2000	02014009	#10X2	2000
02014005	#12X2 1/2	2000	02014010	#10X2 1/2	2000
02014016	#12X3	2000	02014018	#10X3	2000



### SELF TAPPING SCREW



ITEM NO.	SIZE	QTY/CTN
02016001	#12X3/4	4000
02016002	#12X1	3000
02016003	#12X1 1/2	3000
02016004	#12X2	2000
02016005	#12X2 1/2	2000
02016006	#12X3	2000
02016007	#10X3/4	4000
02016008	#10X1	4000
02016009	#10X1 1/2	3000
02016010	#10X2	2000
02016011	#10X2 1/2	2000

### SELF DRILLING SCREW



ITEM NO.	SIZE	QTY/CTN
02046001	#8X1/2	15000
02046002	#8X5/8	15000
02046003	#8X3/4	15000
02046004	#8X1	10000
02046005	#8X1 - 1/4	10000
02046006	#8X1 - 1/2	10000
02046007	#8X2	5000

### SELF-DRILLING SCREW COUNTERSUNK HEAD GALVANIZE



ITEM NO.	SIZE	QTY/CTN
02032001	#8X1/2	100
02032002	#8X5/8	100
02032003	#8X3/4	100
02032004	#8X1	100
02032005	#8X1 1/4	100
02032006	#8X1 1/2	100
02032007	#8X2	50

### SELF-DRILLING SCREW PAN HEAD GALVANIZE



ITEM NO.	SIZE	QTY/CTN
02033001	#8X1/2	100
02033002	#8X5/8	100
02033003	#8X3/4	100
02033004	#8X1	100
02033007	#8X1 1/4	100
02033005	#8X1 1/2	100
02033006	#8X2	50

### PH2 PAN HEAD SELF-TAPPING SCREW NICKEL



ITEM NO.	SIZE	QTY/CTN
02045001	#8X1/2"	15000
02045002	#8X3/4"	15000
02045003	#8X1"	10000
02045004	#8X1-1/2"	10000
02045005	#8X2"	5000
02045006	#8X2-1/2"	5000
02045007	#10X1/2"	15000
02045008	#10X3/4"	15000
02045009	#10X1"	10000
02045010	#10X1-1/2"	10000
02045011	#10X2"	5000
02045012	#10X2-1/2"	5000
02045013	#10X3"	2500
02045014	#12X3/4"	15000
02045015	#12X1"	10000
02045016	#12X1-1/2"	10000
02045017	#12X2"	5000
02045018	#12X2-1/2"	5000
02045019	#12X3"	2500

### SELF-DRILLING SCREW COUNTERSUNK HEAD NICKEL



ITEM NO.	SIZE	QTY/CTN
02045020	#8X1/2"	15000
02045021	#8X3/4"	15000
02045022	#8X1"	10000
02045023	#8X1-1/2"	10000
02045024	#8X2"	5000
02045025	#8X2-1/2"	5000
02045026	#8X3"	2500
02045027	#10X3/4"	15000
02045028	#10X1"	10000
02045029	#10X1-1/2"	10000
02045030	#10X2"	5000
02045031	#10X2-1/2"	5000

### CHIPBOARD SCREW



ITEM NO.	SIZE	QTY/CTN
02013001	6X3/4	1000
02013002	6X1	400
02013003	6X1-1/4	250
02013004	6X1-1/2	250
02013005	6X2	200
02013006	6X2 1/2	150
02013007	7X3/4	150

### DRY WALL COARSE



ITEM NO.	SIZE	QTY/CTN
02011001	6X3/4	10000
02011002	6X1	10000
02011003	6X1-1/4	10000
02011004	6X1-1/2	10000
02011005	6X2	5000
02011020	6X2 1/2	5000
02011006	7X3/4	10000
02011007	7X1	10000
02011008	7X1-1/4	10000
02011009	7X1-1/2	10000
02011010	7X2	5000
02011011	7X2-1/2	5000
02011021	8X5/8	10000
02011012	8X3/4	10000
02011013	8X1	10000
02011014	8X1-1/4	10000
02011015	8X1-1/2	10000
02011016	8X2	5000
02011017	8X2-1/2	5000
02011018	8X3	2500
02011019	8X3 -1/2	2500

### DRY WALL FINE



ITEM NO.	SIZE	QTY/CTN
02031001	6X1	10000
02031002	6X1-1/4	10000
02031003	6X1-1/2	10000
02031004	6X2	5000
02031005	6X2 1/2	5000
02031006	7X3/4	10000
02031007	7X1	10000
02031008	7X1-1/4	10000
02031009	7X1-1/2	10000
02031010	7X2	5000
02031011	7X2-1/2	5000
02031012	8X5/8	10000
02031013	8X3/4	10000
02031014	8X1	10000
02031015	8X1-1/4	10000
02031016	8X1-1/2	10000
02031017	8X2	5000
02031018	8X2-1/2	5000
02031019	8X3	2500
02031020	8X3 -1/2	2500









**IMPACT DRILL**  
18V 13MM

**BRUSHLESS**

With spindle lock



X1

X1

ITEM NO.	BL420001
Rated Voltage	18V
Motor	48/20 high-performance brushless motor
Roller steel	13MM
Wood:	13MM
Max Torque	80Nm
Rotate Speed	0-450-1750rpm
Impact frequency	0-6750/0-26250ipm
Chuck Size	1.5-13MM

**IMPACT DRILL**  
18V 13MM

With spindle lock



X1

X1

ITEM NO.	PRO41001
Rated Voltage	18V
Motor Grade	775 brushed Motor
Max Torque	55 N.M
No load speed	0-350rpm/0-1350rpm
Impact Frequency	5250-20250 ipm
Adjustable Torque Settings	20+3
Chuck Capacity	1.5-13 mm

**IMPACT DRILL**  
12V 10MM

**BRUSHLESS**

With spindle lock



X1

X1

ITEM NO.	BL420002
Voltage	12V
Max Torque	35N.
No load speed	0-450rpm/0-1450rpm
Impact Rate	6750/21750 ipm
Adjustable Torque Settings	20+3
Chuck Capacity	1-10 mm

**IMPACT DRILL**  
12V 10MM

With spindle lock



X1

X1

ITEM NO.	PRO41002
Rated Voltage	12V
No load Speed	0-350/0-1350RPM
Max Torque	22NM
Adjustable Torque Settings	17+1
Chuck size	1-10MM

**WRENCH**  
18V

**BRUSHLESS**



x1

x1

ITEM NO.	BL420005
Motor	48/25 brushless motor
Voltage	18V
Max Torque	280 N.M
Impact Frequency	0-3700/2800/2250 ipm
No load speed	0-3000/2250/1800 rpm
Transmission shaft size	12.7 mm

**IMPACT DRILL**  
600W 13MM



ITEM NO.	PRO41018
Rated voltage	110-240V
Frequency	50/60Hz
Input power	600W
No-load speed	0-2800 r/min
Impact frequency	0-44800 r/min
Chuck capacity max	13mm
Maximun drilling diameter	for steel/13mm for concrete/13mm for wood:25mm UL plug with 2M cables

**IMPACT DRILL**  
850W 13MM Aluminum Head




ITEM NO.	PRO41019
Voltage	110-240V
Power input	850W
Frequency	50/60Hz
No-load speed	0-3000 r/min
Impact frequency	0-48000 r/min
Chuck capacity max	13mm
Maximun drilling diameter	for steel/13mm for concrete/13mm for wood/25mm

**IMPACT DRILL**  
1050W 13MM  
TWO SPEEDS ALUMINUM HEAD



ITEM NO.	PRO41020
Voltage	110-240V
Power input	1050W
Frequency	50/60Hz
No-load speed	0-2800/1100 r/min
Impact frequency	0-44800/17200 r/min
Chuck capacity max	13mm
Maximun drilling diameter	for steel/13mm for concrete/20mm for wood/30mm UL plug with 2M cables

**ROTARY HAMMER**  
800W 3.0J



ITEM NO.	04016001
Voltage	110-240V
Concrete	26mm Max Hole Opening
Steel	13mm Max Hole Opening
Wood	30mm Max Hole Opening
Rated Input Power	800w
No-load Speed	0-1100rpm
Impact Energy Per Stroke	3.0J
Optimum Drilling Range	6-18mm





**ELECTRIC HAMMER**  
18V



X1  
X1


ITEM NO.	PRO41009
Rated Voltage	18V
No-load speed	0-900RPM/Min
Impact frequency	0-5000ipm/Min
Drill Capacity	Concrete/12MM Wood/13MM
Rolled steel	10MM
Impact Force	1.2J

**IMPACT DRILL**  
900W Aluminum Head



ITEM NO.	PRO41022
Rated Voltage	110-240V
Frequency	50/60Hz
No-load speed	2300r/min
Power input	900W
Impact rate	0-3400bpm
Max torque(nm)	350
Drive square(mm)	12.7
Socket(mm)	17/19/21/22 UL plug with 2M cables


**ROTARY HAMMER**  
1050W



SDS plus


ITEM NO.	PRO41016
Rated Voltage	110-240V
Frequency	50/60Hz
Input power	1050W

**ROTARY HAMMER**  
1500W 32MM



ITEM NO.	PRO41021
Voltage	110V/60Hz
Power input	1500W
No-load speed	0-900 r/min
Impact frequency	4300 r/min
Impact energy	for steel/13mm for concrete/32mm
Maximun drilling diameter	for wood/40mm
Toolholder	SDS Plus UL plug with 2M cables

**DEMOLITION HAMMER**  
1500W/45J



HEX


ITEM NO.	PRO41017
Impact energy	45J
No-load speed	1500/min
Rated power	1500W
Rated voltage	110-240V
Rated frequency	50/60hz

**ANGLE GRINDER**  
750W 100/115/125MM




ITEM NO.	PRO41012
Rated Voltage	110-240V
Frequency	50/60Hz
Input power	750W
No load speed	10500r/min
Disc dia.	100mm/115mm/120mm

**ANGLE GRINDER**  
1200W 100/115/125MM



ITEM NO.	PRO41013
Rated Voltage	110-240V
Frequency	50/60Hz
Input power	1200W
No load speed	10500r/min
Disc dia.	100mm/115mm/120mm

**ANGLE GRINDER**  
2200W 180/230MM



ITEM NO.	PRO41014
Rated Voltage	110-240V
Frequency	50/60Hz
Input power	2200W
No load speed	8000r/min
Disc dia.	180mm/230mm

**POLISH GRINDER**  
1300W 180MM



ITEM NO.	PRO41015
Rated Voltage	110-240V
Frequency	50/60Hz
Input power	1300W
No load speed	8000r/min
Disc dia.	180mm



### ANGLE GRINDER 18V 100/115/125MM

BRUSHLESS

With digital display



ITEM NO.	BL420003
Rated Voltage	18V
Motor	48/35 high-performing brushless motor
No-Load Speed	5000/6500/8500RPM
Grinding wheel diameter	100MM/115MM/125MM

### JIG SAW 850W 85mm



ITEM NO.	PRO41023
No-load Speed	800-3000RPM
Rated Power	850W
Rated Voltage	110v-240v
Rated Frequency	50/60hz
Cutting depth	steel:8mm/wood:00mm
H05VV-F 1.8m 2x0.75mm <sup>2</sup> VDE plug	Laser with led working light
4-stage orbital pendulum	Quickly fix system
Alu plate	Dust blow function
Accessories: 1pc blade 1pc dust tube 1pc hexkey	

### CIRCULAR SAW 1500W 185MM



ITEM NO.	PRO41027
Pat size	185mm
No-load Speed	4700r / min
Rated Power	1400W
Rated Voltage	110-240V
Rated Frequency	50/60Hz
Cutting Depth (450)	44mm
Cutting Depth (900)	65mm

### RECIPROCATING SAW 18V

BRUSHLESS



ITEM NO.	BL420004
Voltage	18V
No-load speed	2000RPM
Reciprocating Distance	23MM
Max cutting depth	Wood /255mm Circlsd steel /25mm
Steel tube	130mm

### HOT AIR GUN 110v



ITEM NO.	04009001
Rated Voltage	110-240v
Rated Frequency	50/60hz
Rated Input Power	1600W
Temperate	350/550°C
Air FLOW I/II	300/600L/min

### BLOWER 18V



ITEM NO.	PRO41010
Rated Voltage	18V
Motor	775, axial flow
Air Volume	2.8 m <sup>3</sup> /min
Max Air Speed	55m/s, 3 levels adjustable

### BLOWER 18V

three speed level adjustable



ITEM NO.	PRO41011
Rated Voltage	18V
Air Volume	3.8 m <sup>3</sup> /min
Max Air Speed	80m/s, 3 levels adjustable

### ELECTRIC BLOWER ADJUSTABLE



ITEM NO.	PRO41025
Rated input power	450W
Rated voltage	110-240V
Rated frequency	50/60Hz
Air circulation rate	2.8 m <sup>3</sup> /min
No-load speed	0-13000r/min

### ELECTRIC BLOWER ADJUSTABLE



ITEM NO.	PRO41026
Rated input power	600W
Rated voltage	110-240V
Rated frequency	50/60Hz
Air circulation rate	3.5m <sup>3</sup> /min
No-load speed	0-13000r/min





**CUTTING MACHINE**  
355MM




ITEM NO.	04021001
VOLTAGE	110-240V
POWER INPUT	50-60HZ
NO LOAD SPEED	2400W
WHEEL DIAMETER	3800r/min 355mm/14"

**TILE CUTTER**  
600MM



ITEM NO.	04015001
Cutting thickness	7-16mm
Size	600mm

**TILE CUTTER**  
800MM



ITEM NO.	04015002
Cutting thickness	7-16mm
Size	800mm

**WELDING MACHINE**



ITEM NO.	04012001
Rated Input Voltage(V)	110-240V
Out Put Current	20-140A/20-200A
Rated Duty Cycle	60%
Welding Electrode (mm)	1.6-4.0mm
No-load Voltage	60V

**WELDING MACHINE**  
200A



ITEM NO.	PRO41024
Rated Input Voltage(V)	110-240V
Out Put Current	20-140A/20-200A
Rated Duty Cycle	60%
Welding Electrode (mm)	1.6-4.0mm
No-load Voltage	85V

**WELDING MACHINE**



ITEM NO.	04012003
Rated Input Voltage(V)	110-240V
Input Current	20-200A
No-load Voltage	60V
Duty Cycle	60%

**WELDING MACHINE**



ITEM NO.	04012004
Inputvoltage	110-240V
Input Current	20-140A/20-200A
No-load Voltage	60V
Duty Cycle	60%

**WELDING MACHINE**



ITEM NO.	04012005
Input Current	120A
Inputvoltage	110-240V
No-load Voltage	60V
Duty Cycle	60%

**WELDING MACHINE**



ITEM NO.	04012006
Input Current	270A
Inputvoltage	220-380V
No-load Voltage	60V
Duty Cycle	60%





**WATER PUMP**  
30L/MIN

25VF



ITEM NO.	04013005
KW	0.37
HP	0.5
V./HZ	110-240V/60Hz
HMAX	30M
QMAX	30L/MIN
SIZE	1"X1"

**WATER PUMP**  
40L/MIN

35VF



ITEM NO.	04013002
KW	0.55
HP	0.75
V./HZ	110-240V/60Hz
HMAX	40M
QMAX	40L/MIN
SIZE	1"X1"

**WATER PUMP**  
50L/MIN


50VF



ITEM NO.	04013003
KW	0.75
HP	1
V./HZ	110-240V/60Hz
HMAX	40M
QMAX	50L/MIN
SIZE	1"X1"

**WATER PUMP**  
90L/MIN

60VF



ITEM NO.	04013004
KW	0.75
HP	1
V./HZ	110-240V/60Hz
HMAX	28M
QMAX	90L/MIN
SIZE	1"X1"

**WATER PUMP**  
367L/MIN


90VF



ITEM NO.	04013004
KW	1.5
HP	2
V./HZ	110-240V/60Hz
HMAX	16-17M
QMAX	367L/MIN
SIZE	1 1/2"X1 1/2"

**WATER PUMP**  
93L/MIN

25VF



ITEM NO.	04014001
KW	0.37
HP	0.5
V./HZ	110-240V/60Hz
HMAX	44M
QMAX	93L/MIN
SIZE	1 1/4"

**WATER PUMP**  
93L/MIN

35VF




COPPER

COPPER

ITEM NO.	04014002
KW	0.55
HP	0.75
V./HZ	110-240V/60Hz
HMAX	58M
QMAX	93L/MIN
SIZE	1 1/4"

**WATER PUMP**  
93L/MIN

40VF



COPPER

COPPER

ITEM NO.	04014003
KW	0.75
HP	1
V./HZ	110-240V/60Hz
HMAX	73M
QMAX	93L/MIN
SIZE	1 1/4"

**WATER PUMP**  
93L/MIN

45VF



COPPER

COPPER

ITEM NO.	04014004
KW	1.1
HP	1.5
V./HZ	110-240V/60Hz
HMAX	102M
QMAX	93L/MIN
SIZE	1 1/4"





**WATER PUMP**  
93L/MIN

65VF



COPPER

COPPER

ITEM NO.	04014005
KW	1.5
HP	2
V./HZ	110-240V/60Hz
HMAX	123M
QMAX	93L/MIN
SIZE	1 1/4"

**WATER PUMP**  
93L/MIN

75VF



COPPER

COPPER

ITEM NO.	04014006
KW	2.2
HP	3
V./HZ	110-240V/60Hz
HMAX	162M
QMAX	93L/MIN
SIZE	1 1/4"

**PRESSURE CONTROL**  
370W-1100W




ITEM NO.	04017001
Power	370W ~ 1100W
Rated Voltage	110-240V
Frequency	50/60Hz
Max Current	10A
Starting Pressure	1.5 Bar
Max Working Pressure	10 Bar
Thread	1" x 1", G1 "
Protection Rating	IP65
Cable: Rubber	0.75m <sup>2</sup> *50cm power cable with plug +0.75m <sup>2</sup> *30cm pump cable
PC Board	OMRON Relay ; OKI Reed

**PRESSURE CONTROL**  
370W-1100W




ITEM NO.	04017002
Power	370W ~ 1100W
Rated Voltage	110-240V
Frequency	50/60Hz
Max Current	10A
Starting Pressure	1.5 Bar
Max Working Pressure	10 Bar
Thread	1" x 1", G1 "
Protection Rating	IP65
Cable: Rubber	0.75m <sup>3</sup> *50cm power cable with plug +0.75m <sup>3</sup> *30cm pump cable
PC Board	OMRON Relay ; OKI Reed

**AIR COMPRESSOR**  
1.8KW/2HP 24L



ITEM NO.	04024001
Rate Power	1.8KW/2HP
Rate Voltage	110-240V/50-60HZ
Tank Capacity	24L
Rete Speed	3400RPM
Max Pressure	MAX 8 BAR

**AIR COMPRESSOR**  
1.8KW/2HP 50L




ITEM NO.	04024002
Rate Power	1.8KW/2HP
Rate Voltage	110-240V/50-60HZ
Tank Capacity	50L
Rete Speed	3400RPM
Max Pressure	MAX 8 BAR

**BELT CONVEYOR**  
1.5KW/2HP 50L



ITEM NO.	04024003
Rate Power	1.5KW/2HP
Rate Voltage	110-240V/50-60HZ
Tank Capacity	50L
Rete Speed	1100RPM
Max Pressure	MAX 8 BAR
Tank Dia.	2X51MM

**BELT CONVEYOR**  
2.2KW/3HP 100L



ITEM NO.	04024004
Rate Power	2.2KW/3HP
Rate Voltage	110-240V/50-60HZ
Tank Capacity	100L
Rete Speed	1100RPM
Max Pressure	MAX 8 BAR
Tank Dia.	2X65MM

**MINI GRINDER**  
170W



ITEM NO.	04029001
voltage/Frequency	110-240V/50-60HZ
Input power	170W
No load speed	12000-36000RPM
max chuck size	3.2mm/1.8m cable with UE plug
Accessories	1pc wrench/1pc chuck \$ /2.4mm



### ORBITAL SANDER 300W



ITEM NO.	04027001
voltage/Frequency	110-240V/50-60HZ
Input power	300W
No load speed	6000-13000 rpm
Sanding pad size	125mm
Oscillation diaemte	2mm
Accessories	1 pc sander paper/1 pc dust bag
Plactic bases with vercro	
With active dust suction function	1.8M PVC cable with vDE plug

### PALM SANDER 240W



ITEM NO.	04028001
voltage/Frequency	110-240V/50-60HZ
Input power	240W
No load speed	14000 rpm
Sanding padsiz	100x100mm
Oscillation diaemte	2mm
Accessories	1 pc sander paper/1 pc dust bag
Plactic bases with vercro	
With active dust suction function	1.8M PVC cable with vDE plug

### BELT SANDER 900W



ITEM NO.	04030001
Sanding pad size	76X533 mm
Voltage/Frequency	110-240V/50-60HZ
Input power	900w
No load speed	120-380r/ min

### TRIMMER 470W



ITEM NO.	04031001
collet capacity	1/4"
Voltage/Frequency	110-240V/50-60HZ
Input power	470W
No load speed	2800r/ min

### ELECTRIC PLANER 710W




ITEM NO.	04032001
Max Planing width	82 mm
Max Planing depth	2mm
Voltage/Frequency	110-240V/50-60HZ710W
Input power	16500r/ min
No load speed	

### ELECTRIC PLANER 1200W



ITEM NO.	04032002
Max Planing widthMax	110 mm
Planing depth	3mm
Max Rabeting depth	14mm
Voltage/Frequency	110-240V/50-60HZ
Input power	1200W
No load speed	16000r/min





# 1 TO N BATTERY



**18V  
Li-ion**

Power action tools are your smart choice



**BATTERY**  
18V 2.0A



ITEM NO.	PRO41003
Battery voltage	20 V
Battery capacity	2.0 Ah
Battery performance	36 Wh

**CHARGER**  
18V 2.3A



ITEM NO.	PRO41004
Input voltage	110-240 V
Power consumption	65 W
Charger frequency	50-60 Hz
Output voltage	18 V
Output current	2.3A

**BATTERY**  
18V 4.0A



ITEM NO.	PRO41005
Battery voltage	18V
Battery capacity	4.0 Ah
Battery performance	72 Wh

**CHARGER**  
18V 4.0A



ITEM NO.	PRO41006
Input voltage	110-240 V
Power consumption	80 W
Charger frequency	50-60 Hz
Output voltage	18V
Output current	4.0 A*

**BATTERY**  
12V 1.5Ah



ITEM NO.	PRO41007
Battery voltage	12 V
Battery capacity	1.5 Ah
Battery performance	18 Wh

**CHARGER**  
12V 1.5Ah



ITEM NO.	PRO41008
Input voltage	110-240 V
Power consumption	35 W
Charger frequency	50-60 Hz
Output voltage	12 V
Output current	1.5A









ITEM NO.	SIZE	QTY/CTN
05001001	9"	300



ITEM NO.	SIZE	QTY/CTN
05001002	9"	240



ITEM NO.	SIZE	QTY/CTN
05001003	9"	240



ITEM NO.	SIZE	QTY/CTN
05001004	9"	300




ITEM NO.	SIZE	QTY/CTN
05003001	206	50



ITEM NO.	SIZE	QTY/CTN
05003002	701	50



ITEM NO.	SIZE	QTY/CTN
05003003	901	50



ITEM NO.	SIZE	QTY/CTN
05002001		10



ITEM NO.	SIZE	QTY/CTN
06005002	20L	1



ITEM NO.	SIZE	QTY/CTN
06006001	100L	1
06006002	120L	1
06006003	240L	1



ITEM NO.	SIZE	QTY/CTN
06006004	15L	1
06006005	30L	1
06006006	40L	1
06006007	50L	1



ITEM NO.	SIZE	QTY/CTN
06006008	20L	1
06006009	30L	1
06006010	50L	1



**MINI GARDEN HOSE REEL**



ITEM NO.	SIZE	QTY/CTN
06007001		6

**GARDEN HOSE**



ITEM NO.	SIZE	QTY/CTN
06014001	20M/ROLL WITH PARTS	6

**GARDEN HOSE**



ITEM NO.	SIZE	QTY/CTN
06014002	100M/ROLL	100m


**MOP WRINGER**



ITEM NO.	SIZE	QTY/CTN
07008001	32L	1
07008002	36L	1







 **ALUMINIUM COMPOSITE PANEL**



ITEM NO. 08001001      SIZE FLASH SILVER  
2.5\*0.036\*0.036\*1220\*2440mm

 **ALUMINIUM COMPOSITE PANEL**



ITEM NO. 08001002      SIZE WHITE  
2.5\*0.036\*0.036\*1220\*2440mm

 **ALUMINIUM COMPOSITE PANEL**




ITEM NO. 08001003      SIZE CHINA RED  
2.5\*0.036\*0.036\*1220\*2440mm

 **ALUMINIUM COMPOSITE PANEL**



ITEM NO. 08001004      SIZE WOOD COLOR  
2.5\*0.036\*0.036\*1220\*2440mm

 **PVDF PAINTING**



ITEM NO. 08002001      SIZE FLASH SILVER  
4\*0.25\*0.21X1500\*5000mm

 **PVDF PAINTING**



ITEM NO. 08002002      SIZE WHITE  
4\*0.25\*0.21X1500\*5000mm



**KASEI<sup>®</sup> 70 YEARS**

*BE SPECIALIZED BE EXCELLENT*  
70Year'professional  
manufacturing creating  
excellent quality







# KASEI®

BE SPECIALIZED BE EXCELLENT







**Brush Cutter**  
**3GC436**  
SINGLE CYLINDER,AIR COOL  
4-STROKE 139FK



ITEM NO.	09001001
Power(kw/r/min)	≥0.87kw/6500
Displacement	35.8cc
Fuel capacity	0.6L
Net weight(kg)	7.6
Cutting width(mm)	415
Blade length(mm)	255



**Brush Cutter**  
**CG430-HB**  
SINGLE CYLINDER,AIR COOL  
2-STROKE HB43



ITEM NO.	09001002
Power outout(kw/hp)	1.25/1.7
Displacement	42.7cc
Fuel capacity	1.1L
Net weight(kg)	7.4
Cutting width(mm)	415
Blade length(mm)	255



**Brush Cutter**  
**CG520-HB**  
SINGLE CYLINDER,AIR COOL  
2-STROKE HB52



ITEM NO.	09001003
Power outout(kw/hp)	0.9/1.2
Displacement	32.6cc
Fuel capacity	1.1L
Net weight(kg)	7.8
Cutting width(mm)	415
Blade length(mm)	255



**Brush Cutter**  
**BG520A**  
SINGLE CYLINDER,AIR COOL  
2-STROKE 1E44F-2A



ITEM NO.	09001004
Power outout(kw/hp)	1.4/1.9
Displacement	51.7cc
Fuel capacity	1.1L
Net weight(kg)	11
Cutting width(mm)	415
Blade length(mm)	255



**Brush Cutter**  
**ST-415**  
SINGLE CYLINDER,AIR COOL  
2-STROKE HB43



ITEM NO.	09001005
Power outout(kw/hp)	1.25/1.7
Displacement	42.7cc
Weight(kg)	10
Package dimension(mm)	674*510*390



**PUSH MOWER**  
**ST-415B**  
ENGINE:HB43



ITEM NO.	09001006
Displacement(cc)	42.7
Power output(kw/min)	1.25/7000
Net weight(kg)	14.5
Fuel tank capacity(L)	1.1





## Multi-tool System Series GJD330



ITEM NO.	09002001		
Displacement	51.7cc	Cutting length	390mm
Aluminium pipe length(mm)	straight shaft/778mm	Oil tank capacity(L)	0.1
Hedge trimmer Attachment		Guide Bar Type	JF 10-40-50A(10")
Useful cutting width	straight shaft/778mm	Nylon head	CG520-HS.1/Φ2.5mm
Maximum cutting diameter	20mm	3-teeth blade	
Chainsaw Attachment		Blade length	255mm



## Earth auger 3WT-300A



ITEM NO.	09004001		
NET WEIGHT(kg)	9.5		
DRILL DIAMETER(mm)	80/100/150		
ENGINE MODEL	1E44F-2A		
DISPLACEMENT(ml)	51.7		
MAX POWER	1.3kw/7000r/min		
FRAME BOX DIMENSION(mm)	520*340*360		
100mmDrill Bits DIMENSION(mm)	110*115*825		



## HANDLED BLOWER EBV230E

Engine 22.5CC, air cooling  
single cylinder, two-stroke



ITEM NO.	09006001		
Mating Power	0.65kw/8000r/min		
Average air Volume(m³/s)	> 0.13		
Fuel Tank Volume	650 ml		
Average air speed (m/s)	> 70		
Fuel mixture Ratio	25:1		
minimum fuel consumption(g/kW·h)	≤600		
rated speed(r/min)	8000±400		



## Tillers 3WG430



ITEM NO.	09003001		
Displacement(cc)	42.7		
Power	1E44F-2A		
Weight(kg)	≤15		
Fuel tank capacity	1.2L		
Max tilth depth(cm)	≥10		
Max tilth range(cm)	≥24		
Package dimension(mm)	375*355*515		



## Hedge Trimmer SLP600S



ITEM NO.	09005001		
Model Type	Hand type	Power output (kW/HP)	0.65/0.88
Net Weight(kg)	5.7	Start Method	Recoil starter
Working width(mm)	600	Power Transmission	centrifugal friction clutch
Reduction gear ratio	5.1 : 1	Fuel Tank Capacity	0.5l
Mating power	1E32FL-S	Package dimension(mm)	1150*265*260/130
Displacement(ml)	22.5		



## BACKPACK BLOWER EB-500-E



ITEM NO.	09006002		
Average air volume(m³/s)	0.24		
Net weight(kg)	8.3		
Discharging capacity(ml)	51.7		
Mating power	Eb-500-e.1		
Power(kw/r/min)	1.5/6500		





## CHAIN SAW YD-50-E



ITEM NO.	09007001/09007002	20"/22"	
Displacement(cm³)	50.8	Gasoline Tank Capacity(Ml)	540
Power Output(kw/r/min)	2.2/9000	Oil Tank Capacity(Ml)	280
Fuel oil	FC 2-stroke gasoline engine oil	Net Weight(Kg)	5.7
Chain Oil	SAE#10W-30	Guide Plate Length	20in
Mix Rate	30:1	Chain Size	0.325in
Starting Wav	RECOIL		



## CHAIN SAW YD-45-E



ITEM NO.	09007003		
Displacement(cm³)	45	Gasoline Tank Capacity(Ml)	540
Power Output(kw/r/min)	2.2/8500	Oil Tank Capacity(Ml)	280
Fuel oil	FC 2-stroke gasoline engine oil	Net Weight(Kg)	5.9
Chain Oil	SAE#10W-30	Guide Plate Length	18in
Mix Rate	30:1	Chain Size	0.325in
Starting Wav	RECOIL		



## MIST DUSTER 3WF-20A SINGLE CYLINDER AIR COOL,2-STROKE



ITEM NO.	09008001
Container capacity(L)	20
Power	4kw/7000r/min
Displacement	82.4cc
Mating Power	1E54FPA
Fuel tank capacity(L)	2
Net weight(kg)	power:10
Range(m)	level 21,vertical 18



## MIST DUSTER 3WF-14B SINGLE CYLINDER AIR COOL,2-STROKE



ITEM NO.	09008002
Container capacity(L)	14
Fuel tank capacity(L)	1.5
Power	1.5kw/7000r/min
Mating Power	EB-500-E.1
Net weight(kg)	11
Range(m)	12 level ,vertical 8



## POWER SPPAYER 3WG-6FA SINGLE CYLINDER AIR COOL,2-STROKE



ITEM NO.	09008003		
Mating Power	1E34F	Pressure(mpa)	0-2.5
Displacement	25.4cc	Container Capacity(l)	20
Power Output(kw/r/min)	0.75/7500		
Fuel Tank capacity	0.75L		
Net weight	9.8kg		
Flow(1/min)	>7		



## POWER SPPAYER 3W-15A SINGLE CYLINDER AIR COOL,2-STROKE



ITEM NO.	09008004	Range (m)	12
Container cpacity(l)	15		
Fuel tank Capacity(l)	0.6		
Displacement(cc)	31		
Power(kw/r/min)	0.7/7000		
Mating Power	139F/139FA		
Net weight	9		





## POWER SPAYER 3W-30 SINGLE CYLINDER AIR COOL, 2-STROKE



ITEM NO.	09008005
Container capacity(l)	18
Fuel tank Capacity(l)	1.5
Displacement(cc)	63
Power(kw/r/min)	2.3/700
Mating Power	1E48F
Net weight	P12
Range(m)	horizontal 15,vertical 11

## Vibrator ZN-38



ITEM NO.	09009001
Engine	140FA
Displacement(cm³)	37.7
Power output(kw/hp)	1/1.36
Net weight(kg)	9.5
Fuel tank capacity(L)	0.65
Rod diameter(mm)	38

## WATER PUMP QGZ50-20-17



ITEM NO.	09010001
Engine	170FAP
Flow	30m³/h
Suction Length	8m
Lift	30m
Discharge Capacity	208ml
Net Weight(kg)	22
Water Outlet Diameter	50mm

## WATER PUMP QGZ80-30-19



ITEM NO.	09010002
Engine	170FAP
Flow	30m³/h
Suction Length	8m
Lift	27m
Discharge Capacity	208ml
Net Weight(kg)	25
Water Outlet Diameter	80mm

## WATER PUMP QGZ25-30AS



ITEM NO.	09010003
Flow(m³/h)	8
Suction Length(m)Lift(m)	8
Discharging Capacity(mi)	30
Net Weight(kg)	32.6
Power	7.5
Water Outlet	1EE36F-2AS
Diameter(mm)	25
Power(Kw/r/min)	0.9/6500

## WATER PUMP QGZ40-35A



ITEM NO.	09010004
ENGINE	1E40F-6
POWER OUTPUT(kw/r/min)	1.45/7000
DISCHARGING CAPACITY(cc)	40.2
FLOW(m³/h)	15
SUCTION LENGTH(m)	8
LIFT(m)	35
WATER OUTLET DIAMETER(mm)	38
Net weight(kg)	10.5





**ELECTRIC GENERATOR**  
**HSE3500**



ITEM NO.	09011001
Engine	168FAD-3
Output voltage	(AC)110V/240V
Output frequency	60HZ
Power output(kw/hp)	3
Net weight(kg)	48
Fuel tank capacity(L)	15

**ELECTRIC GENERATOR**  
**HSE6500**



ITEM NO.	09011002
Engine	188FE
Output voltage	(AC)110V/240V
Output frequency	60HZ
Power output(kw/hp)	5.5
Net weight(kg)	88
Fuel tank capacity(L)	25

**TAMPING RAMMER**  
**HCR70**



ITEM NO.	09012001
Engine	1E45F-3
Power output(kw/r/min)	1.8/4400
Impact energy(kn)	15
Impact number(number/min)	700
Leap height(mm)	65
Travel speed(m/min)	17
Base dimension(mm)	280: 335
Net weight(kg)	70

**PLATE COMPACTOR**  
**HZR96B**



ITEM NO.	09013001
Engine	EX17
Power output(kw/r/min)	3.6/3600
Impact energy(kn)	15
Impact number(number/min)	100
Travel speed(m/min)	20
Base dimension(mm)	580*500
Net weight(kg)	12

**POWER TROWEL**  
**HMR950**



ITEM NO.	09013001
Engine	EX17
Power output(kw/r/min)	3.6/3600
Work Revolution (r.min)	3600
Fuel tank L	3.1
Fuel Consumption (g/kw.h)	0.47L
Diameter of blade	900mm
Net weight	84KGS

**POLE PEENER**  
**JH254Q26**  
AIR COOLING SINGLE CYLINDER TWO-STROKE



ITEM NO.	09016001
Displacement(cc)	25.4
Mating Power	0.8kw/8000r/min
machine Legth	3150--4430mm
Fuel Tank Volume	0.55 ml
Max.cutting Dia	<50mm
N.Weight	8.35kg
Nose sprocket	10